

# WOODMAN

"A Journal Devoted to Serving the Woodworker"

Publ. by Highland Hardware, Inc.

Atlanta, Georgia

Number 3 May, 1980

## CARVERS' DAY

This is an invitation to all woodcarvers and persons interested in woodcarving to attend CARVER'S DAY at Highland Hardware Saturday, May 17.

Sponsored by the Atlanta Woodcarvers and Highland Hardware, this event will consist of an exhibit of carving, a seminar on beginning woodcarving, and an opportunity to informally meet and visit with others interested in woodcarving.

If you are a carver, we invite you to bring a piece of your work to display and discuss with other carvers.

If you are a beginner, we are offering a seminar on beginning woodcarving, which costs \$5.00 and must be registered for in advance. Class size will be limited, so please sign up early. See p. 13.

If you just want to come and have a good time being around woodcarvers without attending the class, we invite you to drop in (FREE) between 10 AM and 2 PM. We have experienced an event like this sponsored in part by the same group of carvers a couple of years ago, and remember it as one of the most enjoyable gatherings we have attended. You are welcome to attend.

Free parking in rear of store.  
Enter lot from N. Highland Ave.



John Gould elucidates on accurately adjusting a Cabinet Scraper during our seminar Feb 23. More pictures on page 4.

## INCA TOOLS

Saturday and Sunday, May 10 and 11, we will welcome Peter Segal, Dealer Sales Manager of Garrett Wade Co. Inc. of New York, who is coming to demonstrate the Injecta INCA woodworking machinery. Peter will describe the general features of the Inca planers, jointers, and saws, and then demonstrate how these features translate into benefits that can help the woodworker complete his projects more easily and accurately. Peter is a person known for his ability to helpfully deal with any problem or consideration regarding Injecta INCA Tools, and we look forward to this opportunity to meet and talk with him.

If you are interested in fine woodworking and would like to see quality machines impressively demonstrated, we invite you to attend this event. According to Peter Segal, these demonstrations are always entertaining and informative to all who attend and participate.

Admission is free. The demonstrations will be repeated a number of times on Saturday morning, Saturday afternoon, and Sunday afternoon. We request that you call us in advance to schedule the time on Saturday or Sunday that will give you the best opportunity to see the machines in action.

## LOOK

INSIDE THIS ISSUE, our largest ever:

- Our own brand new Makita Tool Catalog
- Our new catalog of Woodworking Books, Magazines, and Furniture Plans
- The Results of our Surveys on Woodworkers and Woodworking Schools, & More

Also with this issue we are introducing our new expanded phone and mail order service. We invite you to try it.

# World Woodworking Expo '80

GEORGIA WORLD CONGRESS CENTER • ATLANTA, GEORGIA

AUGUST 23-27, 1980

Highland Hardware will have a large exhibit at the upcoming WORLD WOODWORKING EXPO '80 to be held at Atlanta's World Congress Center August 23-27, 1980. Our own collection of hand, portable and stationary tools from many parts of the world will be of appealing interest to all woodworkers, but will be only a small fraction of the thousands of tools and machines representing the state of the art across the entire planet. Although much of the show will be devoted to large industrial mass production machinery, there are sure to be many unique and interesting items of interest to woodworkers like you & me.

Because we are participating as an exhibitor, Highland Hardware will have a large number of free invitations to the show which we plan to distribute to our customers and readers in our July WOODMAN. This will save the \$5 admission charge normally collected at the door of the event. Look for details in the July issue of WOODMAN.

I might add we are developing plans for some additional seminars to be scheduled near the time of the World Woodworking Expo, and we will seek to attract some of the better known woodworking teachers to participate. We are looking forward to these events with great anticipation.

WOODMAN, published by Highland Hardware, Inc.  
Atlanta, Georgia USA

Edited by Chris Bagby

Distribution, Sharon Bagby

Printed by Jagga, Inc. Atlanta, GA.

**MAIL ORDER POLICY.** You may order all merchandise advertised in WOODMAN from Highland Hardware by phone or mail (except lumber). Phone orders may be charged to MasterCard or VISA. No COD's. 5% shipping and handling charge (minimum \$1.00) will be added to all orders sendable by UPS. Heavy equipment is shipped freight collect FOB Atlanta. We strive to have all advertised merchandise available for rapid shipment. Prices subject to change.

## LETTERS

TO THE EDITOR

"How about a better name than the WOODMAN? The WOODWORKER, perhaps. Many people are offended by the exclusion of women in the woodworking world. The sexist title promotes this exclusion." P.V. & M.W.

Editor: Thank you for your thought provoking comment and we are sorry you are not attracted to our name for this publication. In our first issue, we printed this question: "What is a Woodman?" and we answered it by saying "HE/SHE is this kind of person: His basement shop is usually covered with sawdust; used tools accumulate in drawers and on shelves; new tools arrive at Christmas and on birthdays..." (I have forgotten how the rest of it went.) The point is, we purposefully mean to include females as well as males among the woodworkers whom we serve. We like the name WOODMAN for it is meant to include all of mankind who has interest in wood. (Had we meant to exclude women, perhaps we would have called it "The Male Woodworker". Even the word WOMAN manages to contain the word MAN without a problem of exclusion.) That many people are "offended by the exclusion of women in the woodworking world" I will not argue, although many women are presently getting off this position themselves and simply disproving the notion that they be excluded. You yourselves are examples. We are certainly sorry that your reaction to our title is to conclude that it is sexist and meant to exclude women as woodworkers. Please know that we support you and all other women who are excelling in woodworking!

C.B.

"Your February Seminar on Cabinet Scrapers was most interesting to me. I am glad I attended." Ray Kempf, President, ATLANTA WOODCARVERS.

We welcome letters to the editor, and will print them in future issues of WOODMAN as space permits.

Highland Hardware, Inc.  
1034 N. Highland Ave NE  
Atlanta, Georgia 30306

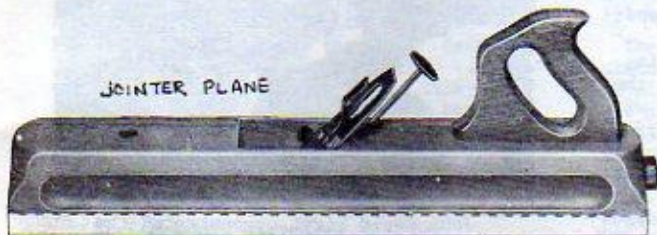
We are pleased to offer the finest wooden planes available.



### E-C-E-PRIMUS Planes

precise, quick and easy to adjust without the need for a hammer. There is no comparable adjustment system available anywhere for wood or metal bodied planes. Each plane is fitted with an iron, ground and honed for immediate use.

JOINTER PLANE



IMPROVED SMOOTHING PLANE



JACK PLANE



## RECORD

## Planes

We are one of the South's only distributors for the world-respected Record Planes and Record clamps and vises. Our inventory of these items grows as our orders arrive direct from England. Ask us for more information.

### Bench Planes 03-08

The largest range of metal Bench Planes available. All parts accurately machined. Exclusive tungsten vanadium cutters. Smooth or corrugated bases and chromium plated lower cap. Complete with comprehensive instruction booklet. Corrugated Base issue available for models 03, 04, 05, 06 and 07. To order add letter "C" to plane number, e.g. No. 04C.



### Bench Rebate Plane 010

Designed for general rebating work when a heavy section is being cut. Cutter adjustments are the same as for bench planes. Body is of malleable iron.



### Combination Plane 050C

Complete with 18 Cutters (including mm sizes). Will plough, groove and cut dados, beads, centre beads, reuses, flisters and tongues. Cross grain spurs and positive locking depth gauge.



### Multi-plane 405

The Multi-plane, as its name implies, will perform a wide range of planing operations consisting of ploughing, sliding, beading, centre beading, rebating and filletting. Cuts beads and soft planing, slitting. 24 cutters (mm sizes included) screw adjusted cutter, fence and depth gauge, two sets of fence arms (long and short), depth gauge, spurs.



### Circular Plane 020C

For convex and concave surfaces. Adjustable flexible sole plate to suit contour of work. Cutter adjustment as for bench planes.



### Improved Bull Nose Shoulder Rebate Plane 077

For fine work where extreme accuracy is required. Can be adjusted to give four widths of mouth.



### '3 in 1' Plane 311

Combines functions of shoulder rebate, bull nose and offset Planes. Detachable front extension.



### Plough Plane 044C

Complete with 10 Cutters (including mm sizes). Will plough grooves from 1/8 in. up to 1 in. Positive locking depth gauge.



### Rebate Plane 778

Cuts rebates and fillets up to 1 1/2 in. in width. Two cutter positions. Hardened steel spur and adjustable depth gauge. Fence may be fitted to either side.



## CABINET SCRAPER SEMINAR

An outstanding group of amateur (and some professional) woodworkers gathered at Highland Hardware on February 23 to see John Gould teach a hands-on demonstration of Cabinet Scraping. John's goal was to have each person attending actually sharpen and use a scraper during the seminar, and everyone had this opportunity.

In addition to showing and describing the techniques of filing the edge of the scraper flat, honing it to sharpness with a stone, producing a wire edge or burr ~~which is then bent over~~ by burnishing it, John managed also to convey to the participants an actual feel for what the results should be like. Many in the group perceived for the first time the minuteness of the burr, that tiny hook along the edge of a scraper which when properly bent over with a burnisher produces the edge which furnishes the scraper its cutting action.

John's attention to detail and direct responses to the problems encountered by participants in the group gave everyone an opportunity to identify and eliminate the various barriers which heretofore had prevented their satisfactory performance with a scraper. Results for most people after the seminar were greatly enhanced. Thanks to John Gould and others who made this seminar a success.

Because of several requests, we are belatedly trying to compile a class list for the CABINET SCRAPER seminar held in February. If you attended this event and would like to be mailed a copy of the classlist, and have your name and address included, please fill in the blank below and mail or bring to Highland Hardware. Sorry we did not prepare this during the seminar.

I attended the Cabinetmaking Seminar  
at Highland Hardware Feb. 23, 1980.

Name \_\_\_\_\_

Address \_\_\_\_\_

Zip \_\_\_\_\_

Phone Home \_\_\_\_\_ Work \_\_\_\_\_



John Gould first demonstrated the techniques of sharpening and using a hand scraper...



...Then everyone had a chance to try it himself and compare notes.



Take advantage of our large new parking lot, which filled for the first time during this well-attended seminar.

Arising in our last seminar with John Gould on Cabinet Scrapers was the demand for a seminar on making wooden planes. John has made a few wooden planes using techniques described in James Krenov's book "The Fine Art of Cabinetmaking", and volunteered to teach the process in another seminar.

We are now accepting registrations for this seminar which is scheduled to be taught at Highland Hardware in two sessions: Saturday June 14 and Saturday June 21. 9 AM - 4 PM. Cost of the seminar will be \$40. This will include the cost of furnishing each participant with one plane iron, a chip breaker, and a wooden blank of a superb hardwood.\* A limited number of extra blades and chip-breakers will be available for purchase.

Those attending will need to bring some hand tools, a list of which will be described in an informative handout given out when you pay your registration fee. This handout will provide background information and recommended reading to prepare participants for rapid advancement during the time of the seminar. Class size will be limited to 24 participants.

Here is what John Gould has to say about the seminar:

"The seminar is concerned with custom-tailored wooden hand planes made by the woodworker to his/her own preferences and comfort. While the general shape of these planes will tend toward being smaller and lighter in weight than commercially made planes, there still remains considerable leeway in their shape and how they can be molded to a person's hands. There will be two sizes of blades used—1-1/2" and 1-3/4". The smaller is for smoothing, jack, and gutter planes. The 1-3/4" is for jointer planes of about 19" in length. The emphasis is on lightness of weight and lowness of profile to prevent tipping over of the planes. It is recommended that the woodworker obtain both the cutter-chipper combination in one size and one extra cutter blade. This allows

for accidents to the first blade or its eventual dulling with use. The second blade allows you to continue working without stopping to sharpen the first blade. Blades for this class have been purchased by Highland Hardware from E.C. Emmerich in Germany, manufacturers of Primus planes. I believe these are the finest blades available and certainly the thickest in section.

"The construction of these planes is centered around the James Krenov version of planes described in his book "The Fine Art of Cabinetmaking". A sidenote here is in order—the cash and frustration you save by reading this book word-by-word is worth having the book with you in the shop. It is a rarity and I hope you will consider it recommended reading, if only for this class.

"Making your first plane is a thrill. It also requires patience. Half of the problem is in getting the blade truly sharp and the chipper to sit on the blade flat. So, the first class will begin with sharpening the blade and fitting the chipper. The second half of this same class will start the construction of the plane body.

"The second class, one week later, will deal with finishing the plane and getting superb results with it."

TO REGISTER FOR THE CLASS, fill in the registration form below and send your check for \$40.00 made payable to Highland Hardware to: Highland Hardware, 1034 N. Highland Ave. N.E. Atlanta, GA 30306

Payments received after the class is filled will be returned. Cancellations of registrations up until one week prior to the first seminar will receive full refund. Vacancies created by cancellations will be filled from a list of alternates, beginning with the first registrations received after the class closes out.

☐ I wish to register for the Seminar on Making Wooden Planes June 14 and 21, 1980. Enclosed is my check to Highland Hardware for \$40.00.

Name \_\_\_\_\_

Address \_\_\_\_\_

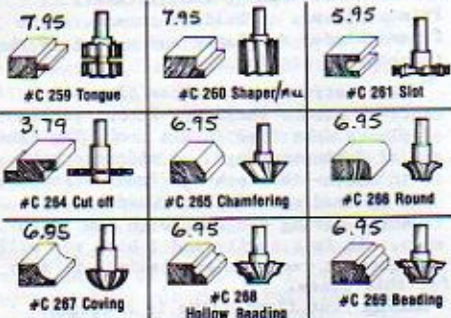
Zip \_\_\_\_\_

Phone: Home \_\_\_\_\_ Work \_\_\_\_\_

\* (For the bodies of the planes, we have procured a nice thick slab of Cocobolo, a hard dense tropical wood whose self-lubricating characteristics make it ideal for use in planes. We bought the wood from Carlton McLendon of Carlton's Exotic Hardwoods, whose shop is located at the corner of Hemphill Ave. and 14th St. at Northside Drive, just northwest of Ga. Tech.)

# 6 NEW! PORTALIGN® SHAPER BITS

Made in Western Europe. © 1979 Portalign Tool Corp.



Portalign drill guide available for \$24.95.

**Turns your portable drill into a precision shaping tool.**

Specialty designed for use with Portalign Precision Drill Guide and electric drills with motor speeds under 4,000 RPM.

Here's what you can do with Portalign Shaper Bits:

- Decorative shaping • Fancy molding
- Tongue & groove joints
- Bevel cuts • Edge milling



## New DREMEL® Disc-Belt Sander



Model 730

- Portable—lightweight, 11 lbs.
- Combines a 1' x 30" sanding belt with a 5" sanding disc.
- 45° tilt table with miter gauge, true running sanding belt.
- For wood, metal, some plastics.

**Small size—big performance**

This little machine is well-constructed and is excellent for sharpening knives, chisels, and garden tools, as well as belt and disc sanding of all kinds.

List Price \$89.99  
Currently on sale

**\$79.95**

# NEW TOOLS!

## MAKER'S MARK

This sturdy branding tool is made for craftsmen who are proud of their work! Just as an artist signs his canvas, you as a skilled artist in wood or leather deserve the credit you get when you **MAKE YOUR MARK** with this fine tool.

Exhibitors: The Maker's Mark gives your work an added professional look at craft shows and festivals. You can sell more...and make more money...because your brand tells admirers where and from whom to buy your handicraft!



**Branding Iron  
Postpaid**

## WHAT IS A CRAFTMARK BRANDING TOOL?

Each style of Craftmark branding tool is individually made with a solid brass head and the personalized engraving of the customer. It's absolutely safe too! The head is attached to a U/L- listed electric handle with a 125-Watt electric cord. No butane torches or other outside heat is necessary to heat a Craftmark tool. That's important if you keep oily rags or flammable liquids around your shop. Instead, plug it in and in no time it's hot and ready to brand!

**HANDCRAFTED BY  
C. L. SAMUELSON**

To order your own Maker's Mark Branding Tool  
Fill in the coupon below and send your check  
for \$29.95 to:

Highland Hardware Maker's Mark  
1034 N. Highland Avenue, NE  
Atlanta, GA 30306

**GA. RESIDENTS ADD  
SALES TAX**

Name

Address

PHONE  Zip

Many woodworkers responded to our questionnaire on woodworking specialties in the last issue of WOODMAN. 7

For your reference, here are the results of this survey. (Kindly send us updates and additions, and we will print them in a future issue. Thank you).

#### WOODWORKERS

CHRIS CHAMPNESS, 1182 N. Highland Avenue, NE, Atlanta, GA 30306  
(After May 25, address of shop will be 700 Forrest Road, N.E.) Day 876-8000, Night 377-6154. Craftsman of fine custom furniture for last 4 years, built fine quality outdoor furniture for Chattahoochee Makers for 2 years. Specialties are complete bookshelves and bookcases. Will do custom cutting on small jobs, and general custom woodwork. Will also consult on design and fabrication of specific projects. Minimum charge is \$8. Rate is \$8 per half hour up to 5 hours, \$12 per hour thereafter.

CHARLES C. CHASE, 4907 Springfield Drive, Atlanta, GA. 30338 396-5296.  
Hobby woodworker for approximately 20 years. Have been doing professional work for past five years. Shop consists of practically all necessary power tools except thickness planer. Specialties include etageres, entertainment centers, curio cabinets, antique restoration, book cases. Have references available. Prefer referrals in Dunwoody, Sandy Springs, Doraville and Chamblee areas. Cost of work depends on job.

ROBERT COFFIN, Rt. 2, Box 191, Pedlar Mills, Monroe, VIRGINIA 24574.  
(804)384-6136. BS and MA in Industrial Arts Education. Taught 4 years, including woodworking. Went into engineering, but kept woodworking as hobby. Since 1972 self-employed as Craftsman, Sculptor. Also did handyman work including a few greenhouses, kitchens and furniture. Can take whole job from design to finish. Specialties are carved wooden bowls, contemporary carved wooden sculpture, also cabinetry, furniture, and remodeling. Cost of work varies. Sculpture has ranged from \$35 to \$1000. Bowls range from \$25 to \$200 for large rare pieces. Other work generally \$6 per hour plus materials.


A. K. (JOE) FARQUHAR, 2948 Strathmoor Road, Smyrna, GA 30080 (404)432-1949.  
Twenty-five years woodshop experience, 15 years machine shop. Specialty is Clock cabinet manufacturing and restoration, also clock movement repair and general woodwork. Cost of work is \$15 per hour or contract by job.

JERRY FREESE, 120 N. Highland, Cuthbert, GA. 31740 (912)732-6524.  
4½ years building furniture, 2 years production foreman in custom shop, 10 years carpenter. Specialties are furniture building and house restoration. Cost of work is about \$10 per hour.

NORMAN GLASSMAN, 317 Nelms Ave. NE, Decatur 378-3954. Specialty is modular furniture that easily assembles and disassembles using bolts. Shelves, book-cases, seating units, tables, desks, workbenches, loft beds, childrens furniture.

JOHN GORRELL, 7188 Whitfield Drive, Riverdale, Georgia 30296 996-7596.  
Started serious woodworking in 1972. Have completed about 15 clocks and several pieces of children's and full-sized furniture. Specialties are clock cases for standing or wall clocks, children's furniture, and work benches. All work is custom and to buyers specifications. Clock cases start at \$30 while workbench starts at \$225 plus cost of vise. My prices are very reasonable.

RICHARD W. GRAHAM, 15970 Freemanville Road, Alpharetta, GA 30201 475-5452, after 5 PM. (FREEMANVILLE SHOP) 7 years experience, self-taught. Have built tables, chairs, hall trees, rocking horses, hutch, desks, benches, frames, beds, cabinets, some carvings, hope chest. Will consider any furniture not requiring turnings. Will design for the need. Plans not needed. Would like to plan, design, create and furnish a complete home. Cost of work ranges from \$14-18 per hour.

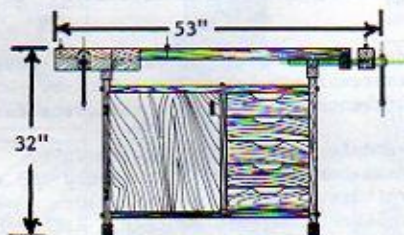
*white out*  
**DUGCO****precision workbench**

We believe this is a finer workbench than we have been able to offer in the past. It exhibits excellent workmanship, thoughtful compact design, and contains convenient storage facilities which are important in the usually cramped space of a woodworking shop.

Made of African Mahogany, these benches are an inspiration for fine woodworking, and currently available at an extremely reasonable price.

**\$285.00**

Unassembled in carton,  
FOB Atlanta, Ga.



Elevation



Elevation



Plan view

Weights 112 lbs.

WOODWORKERS

addresses are now old  
and probably obsolete.

9

WOODY JONES, 1362 Graymont Drive, SW, Atlanta, GA 30310 (404)758-0528.  
Have been working with wood for four years and have had special training in toy design. Have taught toymaking at the Atlanta High Museum of Art. Specialize in wooden folk toys and design of unusual wooden toys. Carved rocking horses and other animals are another speciality. Special custom orders are welcome. Cost of custom orders are based on an hourly rate based on individual circumstances.

JOHN P. MOSES, Atlanta, GA (404)885-9748. Fine custom trim and woodwork, restoration and renovation. Performance with the finest electric, pneumatic and hand tools.

KINGWOOD, Robert King, Proprietor. 333 Edgewood Avenue Atlanta 523-4610. Specialties are thickness planing, hardwood sales, cutting to size, joinery, shelves and bookcases, and bowl turning. Basic millwork rate is \$15 per hour.

GOVE M. JOHNSON, 2200 Godby Road, College Park, GA 30349 766-1766.  
Have amateur and some professional experience in building small cabinets, tables and other home accessories. Experience includes woodturning. Am soliciting custom work of all types and complexity; am most familiar with country and rustic furniture.

JULIA SENNETTE, 3701 Geraldine Court, Doraville, GA 30360 396-4630.  
Have been an artist as long as I can remember, and have emphasized wood in the past five years.. Studied at Douglass College (Rutgers University) and in Indonesia, India and New Zealand. I make weathervanes, whirligigs, puzzles (from easy to almost impossible), wooden names and alphabets. These are my own designs. I also do custom designing, gingerbread work for houses, and sculpture. Weathervanes and whirligigs cost \$20-\$40. Puzzles \$3.50-\$30.00. Custom work of course varies with difficulty of design and making.

BUD SNOTHERLY, 1081 Stonehenge, Hanahan, SOUTH CAROLINA 29406 (803) 744-2970  
Will supply custom hardwood molding and trim. Send sample or sketch of cross-section of molding you wish to match. Will quote a firm estimate if I can match your pattern. Out of town inquiries welcome.

ROBERT L. STOWELL, 1145 Winding Creek Trail, Atlanta, GA 30328 255-0690 & 424-4274  
Furniture maker for 15 years, last 4 as part-time professional. Have fully equipped shop in the basement of my house. Specialties are furniture repair, antique reproductions built to order from mahogany, cherry and walnut (no chairs). Cost is \$7-10 per hour plus materials.

PAULA VOGEL, 1777 Delaware NE Atlanta, GA 30307 373-0237 876-8069  
BFA Industrial Design, University of Illinois, 2 1/2 years with Chattahoochee Makers, built fine outdoor furniture, member Georgia Designer Craftsman, Inc. Have exhibited work at Piedmont Arts Festival, Le Moyne Craft Competition, Tallahassee, FLA. Specialty is any type of furniture--with emphasis on creative design and fine hardwood. Have built beds, tables and knock-down loft. Charge \$8.00 per hour.

SOLOMAN WHATLEY, 745 Edgewood Ave Atlanta, GA 30308 377-3051 344-8957.  
Cabinetmaking for five years. Specialty now is custom molding and custom doors. Prices vary, am always competitive with commercial millwork prices.

WALKER CABINET CO., Chas. Walker, Proprietor, 732 Monroe Drive, NE Atlanta 872-0018. Custom case goods, vanities, built-ins, boxes.

# WORKING WOOD

Summer 1979

U.K. £1.50

Volume 1 Number 2

From England - home of cabinetmaking  
A completely new quarterly journal  
for the artist craftsman in wood.

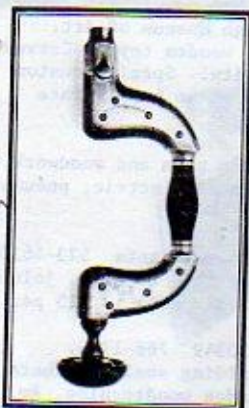
## Working Wood

'As new as tomorrow but with the  
warmth of a finely seasoned timber'

Summer issue, No. 2, includes: The English Clock-case;  
Tantalus in Mahogany; Barley-sugar Twist Drop-leaf  
Table; Turning Trees; Cabinet Timbers - Walnut; Wine  
Rack in Sycamore; Dolmetsch - Instrument Makers;  
Joinery - the Revolving Door; Tool Collectors' Club -  
Full report of Christies' Two Day Sale; Purpose-making  
Tool Handles; The Basics of Design - Pt. II; Readers'  
Advisory; Letters; Plus a great deal more.

Published quarterly by Quailcraft  
of Surrey, England  
Edited by Antony Talbot

WORKING WOOD is sold at Highland  
Hardware. Issues 1 through 5 are  
currently available, \$4.95 each.



Robert  
Laurie  
Co in  
Surrey  
now  
distributes  
current  
issues to  
hardware  
stores,  
etc

Full Report of Christies' Two-day Tool Sale  
The English Clockcase  
Barley-sugar Twist Drop-leaf Table  
The Complexity of the Revolving Door  
Tantalus in Mahogany  
Dolmetsch - Makers of Fine Musical Instruments

## Woodworker

THE MAGAZINE FOR THE CRAFTSMAN IN WOOD

Published by Model and Allied Publ., Inc.  
Hemel Hempstead, England Ed. by Geoffrey Pratt

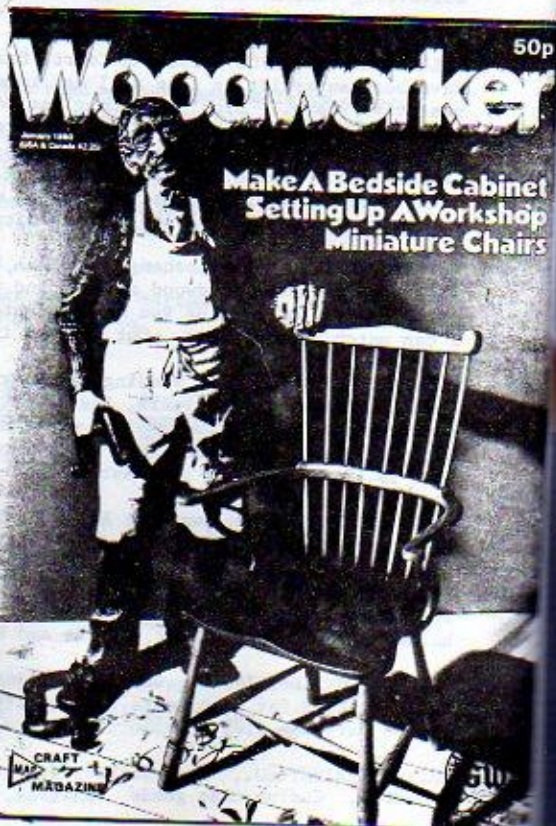
*For this is the workbench  
of Great Britain. (Sort of a*

Published monthly in England for over  
80 years, **WOODWORKER** is full of ads  
for unusual woodworking tools used by  
amateur and professional craftsman in  
England, as well as containing  
interesting articles on timber and  
woodworking.

Only current issues available,  
\$2.50 each.

*deal between the advertisers  
and the publisher).*

*(who's to say it isn't always so?)*



# SCHOOLS

Almost no one replied to our questionnaire on Woodworking Schools and Instruction. We were happy however to receive the one below, and we have added one more which is out of state. Both are highly recommended.

GEORGIA STATE UNIVERSITY, Atlanta, GA. Information submitted by Mary Witt. Head of Woodshop is Ann Scruggs. Courses taught in the woodshop from time to time: 1) 3-D DESIGN. When taught by Ann it involves the design and making of hardwood sculptures. When taught by Gordon Anderson, it is the design and construction of more functional objects such as boxes, some furniture, etc. 2) FURNITURE DESIGN AND CONSTRUCTION. Independent study sometimes offered by Gordon Anderson. Contact Gordon for more information. 3) Paul Vogt is teaching a furniture course--mostly design-oriented but also involves construction.

3-D DESIGN is taught approximately every other quarter in the woodshop (taught in other departments such as jewelry also) and alternates teachers between Ann and Gordon -- their teaching and approach to woodworking are extremely different but both are excellent craftspeople and instructors.

For more information, call the Ga. State Woodshop at 658-2976 or the Ga. State Art Office at 658-2257.

IAN KIRBY, KIRBY STUDIOS, North Bennington, Vermont. "Ian Kirby is offering a series of intensive, six-day workshops for the serious woodworker who seeks to learn a lot in a short time span. Ian Kirby teaches in his own school, Kirby Studios. The school's major role is to train its students to the highest professional level as designers and craftsmen. The singular quality of excellence is a basic goal in whatever field the student wishes to develop. While traditional craft techniques and skills are strictly observed, total regard is maintained for modern materials and methods. Each element of the work from conceptual design to detail design, from methods of making to cost effectiveness, has its place in the studio.

"Workshops run six days, beginning Monday morning and running through Saturday afternoon. Formal teaching will take place from 8 AM through 4 PM., and the studios will be available with an assistant present until 8 PM each evening. Lunch will be provided each day in the studio. Enrollment will be approximately 20 participants in a workshop."

Courses in the current series begin June 23 and run through August 30. Titles include Woodworking Skills, Woodworking Techniques, Core course on Frame and Panel, Core course on Carcase and Drawermaking, Special course on Design and Drawing. For more information, write or call: Kirby Studios, BCIC Building, Water Street, North Bennington, Vermont 05257 (802) 442-3119.

**Note,** Ian Kirby plans to be at his studio and available for discussion in person or by phone on Saturday and Sunday, May 10 and 11, between 11:30 AM and 4:00 PM.

# INTERNATIONAL WOOD COLLECTORS SOCIETY

Fostering knowledge and fellowship regarding the thousands of beautiful species of wood growing on earth is the purpose of an organization called the International Wood Collectors Society.

Numbering about 1100 members from around the globe, the IWCS communicates via a monthly bulletin. This well-illustrated publication, currently edited by Linda Smetzer of Oregon facilitates trading of information and actual samples of the many assorted species of wood. The group has recognized an established standard size for samples, measuring  $\frac{1}{2}$ " x 3" x 6", and members' collections may contain hundreds or even thousands of these different samples.

If you love wood and are interested in learning more about the IWCS, write for a membership application and free information kit to : EARL STRAND, Secretary  
158 Van Buren Road  
Scotia, New York 12303

Samuel H. Lamb of Santa Fe, New Mexico is President of the IWCS; Carl Kempf of Smyrna, Georgia has been a Trustee for the last three years. There are only a few IWCS members from the state of Georgia; it would be nice if a number of us locally could join and form an active local chapter.



Our own new INCA TOOLS CATALOG should be off the press in time for the seminar May 10 and 11. Ask for it.


## Eclipse

ECLIPSE TOOLS manufactured by James Neill Ltd. of Sheffield, England has been a standard of the engineering profession for almost a century.

Ask for a free catalog.



Sandpaper grinds twist drills sharp with this device which correctly positions the drill bit.



10.80



18.40

Trimming Heads



#33 24.90



#38 SAW SHARPENER

\$14.60



\$8.30



\$9.90



\$6.90

# CARVING SEMINAR

# Sprunger TOOLS

For those interested in being in the beginning carvers' seminar, here is more information:

This seminar is for beginners in carving who may be puzzled as to how to start a project, what tools to use, how to sharpen them, or what wood to use. Each participant will complete a simple carving using primarily a whittling knife. Bring your own knife, or purchase one at the seminar. A pre-sawed basswood carving blank will be furnished you with scrap pieces of wood for practice. Use of carving tools other than knives will also be demonstrated.

The instructors will be experienced amateur carvers from the Atlanta Woodcarvers Club. Club members will also have a public exhibit of their carvings at the store during the seminar. The club is affiliated with the National Wood Carvers Association.

We are asking that you pre-register for this seminar so that we will know how many instructors are needed to ensure individual attention to your needs while you are carving. The seminar fee is \$5.00 to cover the pre-sawed blank, use of sharpening equipment and instructors expenses. To register, send your name and address and phone number with your check for \$5.00 to Highland Hardware, using the coupon below.

The seminar will start at the store at 9:00 AM and end at 12:00 noon. There is free parking available near the rear entrance to the store. Enter the lot from N. Highland Avenue. If you register and later find you must cancel, call us before.....for a full refund. 872-4466

☐ Enclosed is my check for \$5.00 to pay my registration to the Beginning Woodcarvers Seminar, Sat. May 17.

Name

Address

Zip

Phone: Work  Home

Mail or bring to:

Highland Hardware  
Attn: Chris Bagby  
1034 N. Highland Avenue NE.  
Atlanta, GA 30306

Sprunger is an old manufacturer of industrial woodworking machinery which has somehow avoided being bought out by the large national companies. Sprunger is small enough that we can deal directly with the owner of the company in working to serve the users of Sprunger Tools. Sprunger's reputation is for rugged durability, heavy cast construction, large capacity, and competitive prices. We have added the Sprunger line in response to popular demand.

*family rough finished  
but heavy castings*

**INDUSTRIAL USER PRICES:**  
FOB Atlanta, Ga.

*we sold about  
100 of each  
and then  
went back  
to just  
one and  
make it*

## TILT-ARBOR SAWS

Cast iron tables, cast extensions. Extra heavy cast iron cradles, centerless-ground arbor. 10", 9", 8" sizes. Nine floor and bench models.



10" Saw  
with motor  
and stand  
**\$765.**

## JIG SAW

Cast iron construction. Quiet operation. Automatic-type crankshaft drive. Popular Science says, "Built like a battleship." 20" size.



20" Jigsaw  
with motor  
and stand  
**\$450**

## GAP BED LATHE

Heavy cast bed, head and tailstock. Industrial construction for workshop budgets. 12" 15" swing.



12" Lathe  
with 15" swing  
over gap, with  
motor and stand  
**\$595**

## DISC SANDER

Cast iron table and 1-piece quick-change 12" disc. No wobble or run-out.



12" Disc Sander  
with motor  
and stand **\$255**

## BAND SAWS

Cast iron tables machined for mitre gage and rip fence. Roller-bearing drive wheels, ball bearing guides. 14" and 10" sizes for wood and metal.



14" Band Saw  
with motor  
and stand  
**\$555**

## DRILL PRESSES

Cast iron tables and bases. Safe-lock Jacob chucks. Sealed ball bearings. 15, 14, 12" sizes. 33" radial model.



14" Bench Model  
with motor  
**\$295**

## JOINTER-PLANERS

Cast iron tables, husky fences. For high speeds, heavy-duty 6, 4, 4" sizes.



6" Jointer  
with 43" bed,  
with motor  
and stand  
**\$690**

Write for specifications.

Prices subject to change

# The Impractical Cabinetmaker

James Krenov

The *Impractical Cabinetmaker* is the third book in James Krenov's trilogy of cabinetmaking. Its contents may prove more practical than the title suggests, at least for those who like to try the challenges which Krenov so skillfully creates.

Concerned as always with the personal experiences of his fellow craftsmen, Krenov takes up the careful fitting of doors, the making and use of what he calls "real" veneer, basic considerations about working with solid wood, and the challenge of making show-case cabinets. He examines the choice and placement of hinges in the manner best suited to the piece, and explores the ways in which a sensitivity toward dimensions can affect the success of a project.


164 pages, 220 illustrations, hardcover. **16.95**



Other books by James Krenov:

## THE FINE ART OF CABINETMAKING

James Krenov



More practical in its focus than a cabinetmaker's notebook, this book is filled with over 300 photos and detail drawings describing the actual techniques that Krenov uses to create his museum-quality cabinetry. In his own highly individual way he covers everything from choosing wood to coopering, doweling, and dovetailing, from frame and panel work to drawer latches, hinges and handles, from hand and power tools to making a plane and sanding. An inspiring book for the true woodworker.

224 pages **16.95**

SPECIAL

All three books

**\$44.95**

## A CABINETMAKER'S NOTEBOOK

James Krenov



James Krenov is clearly a man who knows wood. His own work, illustrated here with almost 200 color and black-and-white photographs, reveals why his artisanship is probably the finest in the world today. An inspiring teacher, Mr. Krenov has lectured widely on wood and cabinetmaking, and is represented in museum collections both here and abroad.

132 pages **14.50**


Available at  
HIGHLAND HARDWARE

April 18, 1980

# HIGHLAND HARDWARE, INC.

1034 N. Highland Ave. N.E.  
Atlanta, Georgia 30306  
(404) 872-4466

SORRY,  
NO MAIL ORDERS  
ON HARDWOOD.



PRICE PER BOARD FOOT, RANDOM WIDTHS & LENGTHS, PLANED ON 2 SIDES:


<u>SPECIES, THICKNESS</u>	<u>1-49 Bd.Ft.</u>	<u>50-199 Bd.Ft.</u>	<u>200+ Bd.Ft.</u>
ASH 1"	1.60	1.50	1.40
2"	1.80	1.70	1.60
BASSWOOD 1" & 1½"	1.50	1.40	1.30
BEECH 1"	1.25	1.10	1.00
BIRCH 1"	1.80	1.70	1.60
CEDAR, Eastern Aromatic 1" & 1½"	1.80	1.70	1.60
CHERRY 1"	2.00	1.80	1.65
2"	2.40	2.20	2.00
WORMY CHESTNUT 1" & 2"	3.50	3.20	3.00
HONDURAS MAHOGANY 1" & 2"	2.75	2.50	2.20
3" & 4"	3.25	3.00	2.75
MAPLE 1"	1.75	1.60	1.50
2"	2.00	1.80	1.65
OAK 1" & 1½"	2.00	1.80	1.65
2"	2.50	2.30	2.20
WHITE PINE 1" (some 16" wide)	1.50	1.40	1.30
POPLAR 1" & 1½"	1.25	1.10	1.00
2"	1.50	1.25	1.10
SYCAMORE 1½"	1.95	1.80	1.75
TEAK, South American 1" & 1½"	4.80	4.40	4.00
WALNUT 1"	3.25	3.10	3.00
2"	3.50	3.25	3.00
3" & 4"	3.75	3.50	3.25

MIX SPECIES TO REACH QUANTITY DISCOUNTS. Thicknesses listed are nominal.  
Deduct 10¢ per board foot for rough cut (unplaned) lumber.

SPECIAL: Common Grade WALNUT \$1.95/Bd.Ft. 100 Bd.Ft. for \$150.00.

CUSTOM PLANING: Thickness planing and edging, \$18.00 per hour, minimum \$3.00.

# Tage Frid Teaches Woodworking




This is a good book on JOINERY.

This innovative book is a step-by-step photographic demonstration of essential joinery and tools by the dean of American woodworking teachers. Frid shows you how to use both hand and power tools to prepare wood and make all the joints useful to cabinetmakers—from the simple tongue-and-groove to more complicated dovetails and multiple-spline miters. In this first of three volumes detailing everything he has found necessary and useful in his 50 years of cabinetmaking, Frid begins where other books usually leave off—at the bench. More than 900 photographs and 365 drawings show in exhaustive detail the precise sequences used to cut all the joints.

Frid learned his woodworking in Denmark, a country noted for its strong woodworking traditions. After World War II, the American Crafts Council asked Frid to transfer some of this lore by establishing a woodworking program at the School for American Craftsmen. Frid's former students are now the teachers at many of the college-level woodworking programs in the U.S.

**\$15.95**



9 x 12 inches, 288 pages.  
\$12.00 softcover, \$16.00 hardcover

## Fine Woodworking Design Book Two the state of the woodworker's art

Chairs, beds and stools; tables, desks and bureaus; tools, instruments and toys; cabinets, cupboards and houses; sculpture, carving and marquetry—and even a couple of canoes. *Fine Woodworking Design Book Two* is a lavish treasury of 1,150 photographs of the best work in wood by 1,000 present-day craftsmen. It covers a breathtaking range, from traditional favorites to contemporary wonders. If you like wood, you'll love *Design Book Two*. *Fine Woodworking's* original Biennial Design Book (1977) was such a smashing success that the editors invited *Fine Woodworking* magazine's 130,000 readers to send in photographs of the best work they had done since then. The response was overwhelming. The editors pored over thousands of entries to choose the very best photos of the very best woodworking. *Design Book Two* is the result.



## Make a Chair from a Tree: An Introduction to Working Green Wood—by John D. Alexander, Jr.

9x9 inches  
128 pages, softcover

**\$7.95**

The author served as his own master and apprentice in reviving the nearly lost art of "busting a chair out of a tree"—not an ordinary chair but a sturdy work of art, elegant in its simplicity.

Alexander takes you through the entire process from selecting and felling a tree, splitting out the parts, and shaping them with hand tools to assembling the parts into a chair and weaving a bark seat. The result is a durable post-and-rung chair.



## Fine Woodworking Biennial Design Book—

9x12 inches  
176 pages, softcover  
\$9.00

Serious woodworkers who love beautiful things will treasure this superb collection of the best designs in wood by present-day craftsmen.


This book contains 600 photographs, the pick of over 8,000 submitted to the editors of *Fine Woodworking* magazine in 1977. In its 176 pages you'll find both traditional and contemporary pieces, all outstanding, innovative craftsmanship.



## Fine Woodworking Techniques—

9x12 inches  
192 pages, hardcover  
\$14.00

This book contains all 50 articles on woodworking techniques from the first seven issues of *Fine Woodworking* magazine—all reprinted in their entirety. It's an invaluable reference for the woodworker's library, containing information rarely found in standard woodworking books.



## Find your specialties in these back issues of Fine Woodworking

Each issue of *Fine Woodworking* takes a detailed look at many aspects of our craft, in effect building a growing reference of woodcraft techniques. And because there's always so much of interest to cover, *Fine Woodworking* never repeats itself.

**BACK ISSUES #1-#19, \$2.50 EA.**

**CURRENT ISSUES #20 on, 3.00 EA.**

**Winter 1975, No. 1**—The Renwick Multiple, Checkered Bowls, Tramp Art, Hand Planes, Carving Design, Decisions, Woodworking Thoughts, Marquetry Cutting, Which Tree?, Ladder Ladders, A Serving Tray, Soap Box, All in One, Birch Polishing, Birch Plywood, Birch Staves.

**Spring 1976, No. 2**—Marquetry Today, Spits Turnings, Spits Carvings, Hand Dovetails, Mechanical Docks, Toolbook Minutes, Antique Tools, Spiral Steps, Gustav Stickley, Oil/Varnish Mix, Shaker Lap Desk, Chair Woods, Back to School.

**Summer 1976, No. 3**—Wood, Mortise and Tenon, The Curious Tradition, Hand Shaping, Yankee Diversions, Pine Spooling, Dwellers Cabinetry, Hidden Drawers, Green Bowls, Queen Anne, One-Leg Table, Turning Conference, Sinkle Under, Furniture Plans.

**Fall 1976, No. 4**—Cabinetmaker's Notebook, Water and Wind, Hidden Beds, Exotic Woods, Venice, Tackling Carving, Marine Table, Abstract Sculpture from Found Wood, Workbench, Ornamental Turning, Heat Treating, Mosaic Rosettes, Shaped Tambours, Buckle Carvings, Hardwood Sources.

**Winter 1976, No. 5**—Secking, Design Considerations, Keyhole Carvers, Canoe Construction, Dealing With Plywood, Patch-Pad Carving, Drying Wood, Gothic Tracery, Mounted Deerheads, Wood Invitational, Guitar Joinery, The Bowl Group, English Tools, Shaper Knives.

**Spring 1977, No. 6**—The Wood Butcher, Wood Threads, The Saxon, California Woodworking, Bent Laminations, Two Kids, Counting Tables, Two Sticks, Stacked Plywood, Two Kids, Pricing Wood, Going to Craft Fairs, Colonial Coats, Serenading, Woodworking Schools.

**Summer 1977, No. 7**—Cooperative Shop, Glue and Glue, Stone Marbles, Three-Legged Stool, Lane Roses, Boat Joining, Wharton Esherick, Doweling, Spalted Wood, Arranging Fine Furniture, Solar Kiln, Carving Fans, Bending a Fan, Two Messages, Index to Volume One.

**Fall 1977, No. 8**—Out Wore, Steam Bending, Triangle Marking, Pinned Furniture, Chain-Saw Lumbering, Rip Chains, Joining Lumber, Sawing by Hand, Ginning Tables, Two Cornerstone Tables, Wooden Clamps, Elegant Fakes, Axes

Drum, Goat Stool, Two Tools, Measuring Moisture, The Rogues, Young Americans.

**Winter 1977, No. 9**—Repair and Restoration, Designing for Dining, Tall Chests, Entry Doors, The Right Way to Hang a Door, Drawer Runners, School Shop, Health Hazards in Woodworking, Bass Blacksmithing, Carving, Cornucopia, Carving Lids, Rusted Edge Joints, Shaker Round Stand, Cutting Corners, Small Turned Boxes, Unlabeled.

**Spring 1978, No. 10**—Two New Schools, Wooden Clockworks, Hammer Veneering, Claw and Bull Feet, Black Point Transformed, Bent Pipe Bending, Baroque Galleries, A Two-Way Hinge, Laminated Turnings, Chisel-Saw Carving, Concrete Saws, Louvered Doors, Small Workbench.

**Summer 1978, No. 11**—Harpicords, Spinning Wheels, American Woodcarvers, Drawers, Turning Spalted Wood, Scratch Beader, Leather on Wood, Notes on Finishing, Building Gears, Parasol Tables, Hanging a Door, Fencil Gears, Dulcimer Peg Box, Turn Tools.

**September 1978, No. 12**—Community Workshop, Grease and Grease, Holding the Work, Scandinavian Styles, Tambours, Stains, Dyes and Pigments, Spindle Turning, Cleaving Wood, Whetstones, Sharpening, Cockleshell, Door-Collection System, Sending, Used Machinery, Wooden Wagon.

**November 1978, No. 13**—Mixing Paul Merz, Scientific Instruments of Wood, Making a Microscope, The Harmonious Craft, Laminated Bowls, Preparation of Stock, Turn Oil, Relief Carving, Roll-Top Desks, Shaped Tambours, Cylinder Desk and Book-Case, Basic Machine Maintenance, Furniture: A.W. Marlow, End Spring, Jr., Scale Models, The Purpose of Making Lumber Grading, On Workmanship.

**January/February 1979, No. 14**—Gut-making School, George Nakashima, Lester Margon's Measured Drawings, Tapered Lamination, Improving Planes, Restoring Bailey Planes, Boyajian Jr., Five Chairs One View, World Globe, Kot Table, Inlaid Lumber, Selection Turning, Arrowhead Tools, Polyhedral Puzzles, Soap Structures, Hives a seat.

**March/April 1979, No. 15**—College Dropouts, The Shape of a Vase, Stalling Mosquito, The Mortise & Tenon Joint,

W.A. Keyser, Router Tables, Treadle Lathes, Free-wheel Lathes Drive, Milk Paint, Firing Woodwork, Round Signs, Sealed Containers, Carved Shells, Flight of Fancy.

**May/June 1979, No. 16**—Working With a Handicap, Edward Burnley, Locking the Joint, Harvesting Green Wood, Shop-Built Vacuum Press, Five More Chairs One View, Half-Low Turnings, The History and Practice of Marquetry, Shas Kopp's Marquetry, Before the Finish, Workbench, Circular Sawdust, Three Stairways, Spiral Staircase, The Machinist.

**July/August 1979, No. 17**—Frederick Brunner, Assembling, Working with Heavy Timbers, Furniture, Woodworking Women, Bending Compound Curves, Furniture from Turnings, Raising for Inlay, Precision Tips from the Day Making Trade, Finishing Materials, Solid Wood Doors, Library Steps, Norwegian Woods.

**September/October 1979, No. 18**—Showcase Cabinets, Tapered Sliding Drawers, The Hunched Mortise and Tenon, Methods of an Old World Cabinetmaker, Production Problems, Drop-Leaf and Gonerley Tables, Making the Rule Joint, Woodturning Chicks, High School Woodwork, To Finish the Finish, Carolee Laps, Making Carolee Laps, Carver's Trace, Carolee Template, Painted Doors and Walls, Rhinoceros.

**November/December 1979, No. 19**—Wharton Esherick, Runged Rattle, Another Rattle, Designing, Two Toy Trucks, Open-Shell Veneering, PEG for the Kucharsker, Tips from the Turning Conference, Old-Fashioned Turners' Gadgets, Oil Varnish Finishes, Furniture: Charles Rishbeth, Chip Carving, Copenhagen 1979, Mortise & Tenon by Machine, East Gate West, The Joiner, Marc Morisson: Sloping Wedges and Shims, Bird Saws, The Woodchuck, Mother Nature, Woodcarver.

**January/February 1980, No. 20**—Michael Hooton, A Chubby Chair, A Que Pasa, Working Room Game, Making Tambours, Ornamental Japanese Planes, Making a Modern Wooden Plane, French Polishing, Nordic Varnish, Carvers and Finers, Plans for a Two-Block Desk, Repeating Rightly and Broken Chair, Wood 79, Arnold Michelson, German Marquetry, Hardwood Sources.

**MANUAL OF TRADITIONAL WOOD CARVING**, edited by Paul N. Hasluck. Possibly the best book in English on the craft of wood carving. Practical instructions, along with 1,146 working drawings and photographic illustrations. Formerly titled *Cassell's Wood Carving*. 576pp. 6 1/2 x 9 1/2. 23489-4 Pa. \$7.95

**THE GENTLEMAN AND CABINET MAKER'S DIRECTOR**, Thomas Chippendale. Full reprint, 1762 style book, most influential of all time; chairs, tables, sofas, mirrors, cabinets, etc. 200 plates, plus 24 photographs of surviving pieces. 249pp. 9 1/2 x 12 1/2. 21601-2 Pa. \$6.50

**CHIP CARVING PATTERNS AND DESIGNS**, Ivan H. Crowell. 126 patterns, designs—rosettes, borders, field ornament, radials etc. from European, Polynesian sources. 48pp. 8 1/2 x 11. 23532-7 Pa. \$1.75

**CONSTRUCTION OF AMERICAN FURNITURE TREASURES**, Lester Margon. 344 detail drawings, complete text on constructing exact reproductions of 38 Early American masterpieces: Hep-plewhite sideboard, Duncan Phyfe drop-leaf table, more. 168pp. 8 1/2 x 11 1/2. 23056-2 Pa. \$4.00

**MASTERPIECES OF FURNITURE IN PHOTOGRAPHS AND MEASURED DRAWINGS**, Vera C. Salomonsky. 102 authentic museum pieces, 16th through 19th century: chairs, chests, tables, cradles, etc. Measurements detailed enough for reproduction. 212pp. 7 1/2 x 10 1/2. 21381-1 Pa. \$4.50

**AMERICAN ANTIQUE FURNITURE**, Edgar G. Miller, Jr. The basic coverage of all American furniture before 1840: chapters per item chronologically cover all types of furniture, with more than 2100 photos. Total of 1106pp. 7 1/2 x 10 1/2. 21599-7, 21600-4 Pa., Two-vol. set \$17.90

**A MANUAL OF VENEERING**, Paul Villiard. Covers glues, matching, clamping, repairing, and more, including how to build your own veneer press and edger. 65 illustrations. 174pp. 5 1/2 x 8 1/2. 23217-4 Pa. \$2.50

**THE BOOK OF WOOD CARVING**, Charles Marshall Sayers. Noted teacher, craftsman discusses fundamentals, technique; gives 34 designs, over 34 projects for panels, bookends, mirrors, etc. 33 photos. 118pp. 7 1/2 x 10 1/2. 23654-4 Pa. \$3.00

**WHITTLING AND WOODCARVING**, E. J. Tangerman. Carve toys, puzzles, chains, caricatures, masks, patterns, frames, decorate surfaces, etc. Also covers serious wood sculpture. Over 464 illustrations. 293pp. 5 1/2 x 8 1/2. 20965-2 Pa. \$3.50

**MEASURED DRAWINGS OF EARLY AMERICAN FURNITURE**, Burl Osburn & Bernice Osburn. Construct reproductions of 29 pieces of Early American furniture. Pine chest, dresser, chair, maple table, more. 82pp. 8 1/2 x 11. 23057-0 Pa. \$3.00

**CARVING ANIMAL CARICATURES**, Elma Waltner. Instructions for 24 projects. Photographs and angle sketches make each step absolutely clear. 94 illustrations. 104pp. 7 1/2 x 10 1/2. 22813-4 Pa. \$2.75

**CARVING REALISTIC BIRDS**, H.D. Green. For beginners, experts, full-sized patterns, step-by-step instructions for robins, jays, cardinals, etc. Also mounting. 97 illustrations. 80pp. 8 1/2 x 11. 23484-3 Pa. \$3.00

**HOW TO CARVE FOLK FIGURES AND A CIGAR-STORE INDIAN**, Harold L. Enlow. Step-by-step instructions and numerous illustrations for ten folk projects: bust of old man and full-fledged cigar-store Indian. 116 illustrations. 64pp. 8 1/2 x 11. 23748-6 \$2.95

**CARVING FIGURE CARICATURES IN THE OZARK STYLE**, Harold L. Enlow. Instructions and illustrations for ten delightful projects, plus general carving instructions. 22 drawings and 47 photographs altogether. 39pp. 8 1/2 x 11. 23151-8 Pa. \$2.00

**THE VICTORIAN CABINET-MAKER'S ASSISTANT**, Blackie & Son. Most successful British style book (1853); design, construction, woods, etc., of wide range of Victorian furniture, plus 116 illustrations, plus 100 plates of ornate furniture. 217pp. 8 1/2 x 12 1/2. 22353-1 Pa. \$7.95

**TECHNIQUES IN AMERICAN FOLK DECORATION**, Jean Lipman, Eve Meulendyke. Thorough coverage of Early American furniture decoration, tole, fabric decoration, with full modern instructions. Many projects shown. 233 illustrations, 5 in color. 163pp. 8 1/2 x 11 1/2. 22217-9 Pa. \$5.00

**PINE FURNITURE OF EARLY NEW ENGLAND**, Russell H. Kettell. Basic book. Thorough historical text, plus 200 illustrations of boxes, highboys, candlesticks, desks, etc. 477pp. 7 1/2 x 10 1/2. 20145-7 Clothbd. \$12.95

**ILLUSTRATED GUIDE TO SHAKER FURNITURE**, Robert Meader. Up-to-date coverage of all furniture and appurtenances, with much on local styles not available elsewhere. 235 photos. 146pp. 9 x 12. 22819-3 Pa. \$5.00



CARVING  
REALISTIC BIRDS  
By H.D. Green



How to Carve  
FOLK FIGURES  
and a  
CIGAR-STORE INDIAN



E. J. Tangerman  
Whittling  
and  
Woodcarving



# Woodsmith™



## STEP-BY-STEP INSTRUCTIONS

Every project shown in Woodsmith includes complete step-by-step instructions — from rattling the wood to the final finishing. The instructions are written in good old plain English, so they're easy to follow and maybe even fun to read. And, the problems you're likely to run into along the way are explained before you get to them. We illustrate the basics and techniques so you can relax and enjoy woodworking. That's the way it should be.

## FULLY ILLUSTRATED

Every project is fully illustrated with clear how-to drawings. The major steps in building and assembling are diagrammed so you don't have to do it all. Woodsmith packs more drawings per page than any other woodworking publication.

## THE TOOLS TO USE

In Woodsmith the tools and products used to build a project are mentioned by name. That way you know how the project was built, what tools were used, and what tools you might want to add to your shop. In short, all the information you need.

## SPECIAL JOINTRY TECHNIQUES

There are dozens of ways to join two pieces of wood. Selecting the proper jointry technique is one of the arts of woodworking. Woodsmith explains the jointry techniques used for each project. And also includes separate articles about how to cut and how to assemble special and unique woodworking joints.

## WOODWORKING JIGS AND SET-UPS

Special woodworking jigs and set-ups can expand the capabilities of your power tools and allow you to do things you never dreamed possible. They are part of the fun (and mystery) of woodworking. And Woodsmith lets you in on them.

## WOODWORKING TECHNIQUES

Woodsmith specializes in presenting unique woodworking techniques. Techniques don't have to be complicated to be useful. In fact, it's usually that one simple technique that saves you time and headaches as you can enjoy what you're doing.

## FINE FURNITURE

If you're getting tired of seeing mass-produced furniture selling for outrageous prices, Woodsmith offers an alternative. Original, custom-designed plans for building beautiful furniture. Early American, Shaker, Traditional, and Contemporary. Furniture that says craftsmanship.

## FINISHES AND STAINS

Finishing a project is an art in itself. How do you get a rich satin finish, or a high-gloss shine? What's the best way to use an oil finish? Are there times when you should choose one finish over another? How can you mix stains to get just the color you want? You'll learn the answers in Woodsmith.

## TOOLS YOU CAN MAKE

In the good old days cabinetmakers and carpenters made their own tools. You can still do the same thing today. You'll save money, and in many cases have a tool that's not available anywhere else. We also show new ways of using the tools you already own. For instance, you can turn your router into a shaper/jointer for only \$5 with an exclusive Woodsmith-designed table.

## SCRAP WOOD PROJECTS

How often have you saved a small piece of scrap wood thinking that you could make something with it... something? Woodsmith offers ideas for making useful projects out of all that scrap wood you've been saving, and have fun doing it.

## PRODUCT INFORMATION

New products for woodworkers are hitting the market almost every day. Better products and tools have been around for years, they're just hard to find. Woodsmith reports on all these tools and supplies. We let you know what they do, how much they cost, and where you can get them.

## SPECIAL FORMAT

Woodsmith is written in a newsletter format. There's no advertising to get in the way, so every page is packed with the ideas and information you want to see. (We also do our level best to design furniture and feature techniques you request.)

## BACK ISSUES

Following is a list of the contents of back issues of Woodsmith. Back issues are available for \$2 each plus 25¢ postage.

**Number One:** Trellis Table, Contemporary Double-Duty Tables, Tie Rack, Cookie Cooling Rack, Cutting Board, Finger Clamps, Drill Press Guides, Taper Jig, Carpenter's Triangle.

**Number Two:** Contemporary Chairs, Table Saw Techniques: Box Joint and Stepped Dado, Hanging Lamp, Raised-Panel Door, Technique: Mitered Half-Lap, Shaker Peg Rack.

**Number Three:** Canvas and Redwood Deck Chair, Redwood Garden Bench, Deck Squares, Redwood Plant Tub, Cedar Plant Pillars, Hanging Planter, Tips For Outdoor Furniture, Nine Variations On Planter Boxes.

**Number Four:** Roll-Top Bread Box, Angle Drilling Jigs (Three), Shop Stool, Lazy Sam Tool Storage, Box Of Drawers, Box Building Basics, Router Case.

**Number Five:** Router Table, Make Your Own Tools: Wedge Clamps, Taper Jig, Bow Saw,

Drawing An Ellipse, Oval Frame, Toy Train and Race Car.

**Number Six:** Music Box, Cookbook/Recipe Shelf, Candle Scented, Spice Box, Joinery Techniques: Rabbit and Groove Joint, Three Resawing Jigs, Wooden Christmas Ornaments, Christmas Display Tree.

**Number Seven:** Book/Magazine Case, File Cabinet, Miter and Splines Joinery, Router Table Techniques, Book Rack, Lonsdale Binder, Waste Basket, Tips & Techniques.

Number Eight: Mortise and Tenon, Frame and Panel, Wall Hung Cabinet, Panel cutting.


An extremely well laid out and thoroughly helpful publication for the advancing woodworker.

Published by Woodsmith Publishing Co., Des Moines, Iowa. Donald B. Peschke, Editor

Back issues and current issues available from Highland Hardware. \$2.00 each.

## REPAIRING AND RESTORING ANTIQUE FURNITURE

John Rodd



A fully illustrated guide to the art of restoring antique furniture, John Rodd's fifty years of experience give him the authority to explain every facet in practical and knowledgeable detail. He divides the work of restoration into six basic steps—disassembling, cleaning, joints, restoring components, gluing up, leveling and sand-papering, coloring and polishing—and deals with the problems of each in turn. He goes on to discuss many more specialized aspects as chair repair, drawer work, veneer, straightening warped wood, and metal fittings, to mention a few.

192 pages, 6 1/2 x 9 1/4, 56 halftones, 66 line drawings, hardcover \$15.95

## A CONCISE ENCYCLOPEDIA OF ANTIQUES

Geoffrey White



A quick and easy reference for the average collector, this book provides essential information on furniture, pottery, porcelain, glass, silver, copper, bronze and pewter. Each section offers a complete encyclopedia treatment, with alphabetically arranged entries on more than 1,100 technical names, materials, processes and styles of decoration.

304 pages, 7 x 9, 150 halftones, 8 color plates, hardcover \$15.00

## THE HERITAGE OF COUNTRY FURNITURE

Howard Pain

A Study in the Survival of Formal and Vernacular Styles, 1780-1900




Furniture styles in North America, both formal and vernacular, have followed traditions from European countries, particularly the British Isles, France, Poland, Germany, and Switzerland. This lavishly illustrated book is the first to delineate the survival and development of each of these traditions. By focusing on the rich cultural mix of 18th-century Ontario, the author is able to trace specific styles and influences and reveal the pervasive effects of changing commerce and technology. This is an authoritative, definitive book, indispensable to antique furniture collectors and dealers.

526 pages, 9 x 12, 1,075 black-and-white halftones, 225 color plates, hardcover \$49.95

## ANTIQUE COUNTRY FURNITURE OF NORTH AMERICA

John G. Shea



Nothing expresses the spirit of our country more appropriately than these simple, functional, handmade designs of the many nationalities that settled in the United States and Canada. In a lavish photographic section, numerous categories of furniture, such as chairs, rockers, tables, beds, and other objects, are compared piece by piece. Full-page measured drawings expose the anatomy of over 90 country classics so that craftsmen can reproduce the piece.

240 pages, 370 photographs, paperback \$9.95

## GUIDE TO SHARPENING

Barry Walton



This book belongs in every shop. All of us have a lot to learn about sharpening, which is practically a science in itself. Besides background information, the author offers a variety of techniques to sharpen almost every kind of tool. Well illustrated, clearly stated. paper 160p.

\$3.95



## HOW TO BUILD YOUR OWN FURNITURE. R.J. DeCristoforo

This is our favorite little book on getting started at making furniture. Rather than giving detailed plans for specific projects, DeCristoforo simply states and illustrates the principles of design and construction, and then gives you the "why" behind them, along with a few examples. We recommend it. 176 page paperback, \$3.95

## ORDER BOOKS BY PHONE OR MAIL

### THE NATURE AND AESTHETICS OF DESIGN

David Pye



Design is inescapable. For this reason, David Pye reminds us, it is not of the slightest use for us to ask "what is good design?" until we can answer the question "what is design?" In this penetrating, provocative, and stimulating book — a revised, enlarged edition of his earlier book *The Nature of Design* — he sets out to establish a basic theory of design, and provides a brilliant exposition of the many facets that go into making a good design.

160 pages, 8 1/2 x 11, 42 black-and-white illustrations, hardcover \$12.95

### DRAWINGS BY WHARTON ESHERICK

Compiled and edited by Sara Rootberg



Modern American master Wharton Esherick (1887-1970) is best known as a sculptor and furniture designer/craftsman. He actually worked in many media, and his left behind thousands of drawings and sketches of all kinds, and of very high quality. This first published collection of his work in this medium reproduces 110 of his best and most representative drawings — portraits, landscapes, moods, and "dramas," all characterized by the remarkable economy of line and serene lyricism that stamp his work.

112 pages, 8 1/2 x 11, 110 halftones and line drawings, \$14.95

### THE RESTORER'S HANDBOOK OF FURNITURE

Daniel Abadie



A lively, detailed, and practical description of furniture restoration techniques by a richly experienced craftsman, Daniel Abadie of the Louvre explains how to restore everything from the basic chair to the luxurious lacquered furniture of the Far East. All materials are thoroughly discussed, as are the special problems connected with decorative elements such as inlaid work and bronze decoration.

130 pages, 8 1/2 x 11, 84 illustrated, color halftones, hardcover \$24.95

### THE AMERICAN SHAKERS AND THEIR FURNITURE

John G. Shea



Interest in the Shakers and their handicrafts has increased enormously in the last few years, and there has been a proliferation of articles and books about them. This book, however, includes not just the larger museum pieces, but chapters on Shaker utility pieces, woodcraft such as baskets, construction and joinery methods, and finishing methods. Although it is a study of original methods rather than a "how-to" book, the careful analysis and measured drawings make possible the exact reproduction of Shaker pieces.

224 pages, 8 1/2 x 11, photo illustrated with line drawings, hardcover \$16.95

### CONTEMPORARY FURNITURE

With Measured Drawings

John G. Shea



An abundance of ideas for creating valuable home furniture from standard inexpensive parts and fittings available at hardware and department stores. Shows exactly how furnishings and components are built, assembled, installed, arranged, finished, and upholstered. Elementary projects, presented with simplified "how-to" drawings, enable even those of limited craft skill to build their own furniture.

192 pages, 8 1/2 x 11, photo illustrated with line drawings, Paper \$9.95

## COLONIAL FURNITURE MAKING FOR EVERYBODY

John G. Shea

American colonial furniture is enormously popular, and this popularity has increased year by year since the first revival of the style half a century ago. But the book is much more than a historical account. It is a complete manual for the modern woodworker, explaining in clear text and hundreds of photographs, working drawings, and other illustrations, how to make more than a hundred colonial style articles. Everything one needs to know, from how to order lumber, to how to finish colonial furniture.

214 pages, 7 1/2 x 5 1/4, two-color illustrations, paper \$2.95

## WOODWORKING FOR EVERYBODY, 4th Ed.

John G. Shea

This completely revised edition of a best-selling classic tells the home craftsman or shop student everything he needs to know about lumber, hand tools, power tools, sawing, drilling, bending wood, cutting glass, gluing, tool sharpening, joints, planing, beveling and safety in the work shop. Every material, tool and process is clearly described and illustrated.

200 pages, 8 1/2 x 11, photo illustrated with line drawings, paper \$3.95

## SHELVES, CLOSETS & CABINETS

(New Jones)

Well-planned storage space is one of the essentials of comfortable day-to-day living. Shelves are so important that nobody ever seems to have enough of them. Ordinary closets seldom meet all the demands that are made on them. And there is an endless need for kitchen and bathroom cabinets. But with a little thought, wood, and the right tools, all the problems attached to storage space can be solved in any number of sensible and attractive ways.

320 pages, 8 1/2 x 11, 250 halftones, illustrated \$14.95

## THE MAKING OF TOOLS

Alexander G. Weygers

A practical guide that teaches the artist, craftsman, and "handy" beginner to make his own tools, and how to design, sharpen, and temper them. The book shows how the use of steel waste material, found in the scrap piles of salvage yards, can be converted into tools that are useful as well as beautiful. The author also stresses the use of secondhand power equipment, demonstrating how it can be inventively repaired or rebuilt so that anyone can acquire a useful hobby shop at little cost.

96 pages, 6 1/2 x 9, line illustrations, paper \$6.45

## HANDBOOK OF HOME REMODELING AND IMPROVEMENT

LeRoy G. Anderson

Beyond doubt this is the most complete and authoritative handbook available on construction, remodeling, and maintenance of the woodframe house. In the course of the author's 27-year career with the U.S. Forest Products Laboratory, his in-depth research of frame structure and wood finishes has generated improved systems and standards in wood frame construction. All of this top notch expertise, plus decades of practical experience as a millworker, cabinetmaker, and construction carpenter, is incorporated into this information-packed book.

256 pages, 8 1/2 x 11, fully illustrated, \$14.95



## EASY TO ORDER BY PHONE OR MAIL

### WENDALL CASTLE BOOK OF WOOD LAMINATION

Wendell Castle and David Edman

A centuries-old technique made new by modern tools, adhesives, and creative applications, lamination gives the woodworker unprecedented freedom to shape, form, and carve wood in limitless ways. The author delineates each of the essential lamination techniques—bentwood, stack, and bricklay; explains how to develop designs through each stage; and shows how to make a music rack, a table, and a glass-top coffee table. 192 pages, 193 illustrations Hardcover \$16.95 (available in July)

### THE WOODWORKER'S BOOK OF WOODEN TOYS

Vance Studley (AVAILABLE IN JUNE)

Skilled designer Vance Studley shows how to make over twenty splendid wooden toys - ranging from the classic spinning top to the mysterious gravity-defying ball box - that are sure to delight children and adults with their musical sounds and antic movements. The author covers each project from beginning to end. 128 pages \$15.95

### WOOD TURNING by Stephen Hogbin

The author is an innovative and revolutionary craftsman who makes functional and sculptural objects on a wood turning lathe. This highly personal book recounts the work of his year spent as craftsman-in-residence at Melbourne State College in Australia. Illustrated are more than 50 of his beautiful pieces. WOOD TURNING is a rare glimpse of a master craftsman at work pursuing the potential of his raw material. 96 pages Hardcover \$14.95



THE PRINCIPLES AND PRACTICE OF ORNAMENTAL OR COMPLEX TURNING, John S. Holtzapfel, Great Victorian classic for special home with coverage of frames and chairs, unbelievably complex projects, all with unmatched thoroughness. 140 illustrations, 240pp. 8 1/2 x 9 1/2, 22005-5 Clonbed \$15.00

### WOODWORKING TOOLS AT SHELBURNE MUSEUM

Frank H. Willdoug

This is a catalog of the hand tools used in woodworking now on exhibit at the Shelburne Museum in Shelburne, Vermont. It is one of the largest collections of its kind in America, if not the world, and contains upwards of 1600 separate items. Seeing this astonishing display of woodworking tools, many of them unfamiliar now, serves to remind us once again of the day when everything was made by hand. Because of the size of the collection, we have been able to illustrate only a small fraction of them in this catalog. We have tried to select those that were the most interesting from an historical as well as a pictorial viewpoint. This is an excellent book for tracing the evolution of planes, saws, chisels, squares and other tools. We recommend it to the person who appreciates fine tools. Paperback. 80 pages. \$8.50

COLORING BOOK OF THE SHELBURNE MUSEUM. We recommend this historical coloring book for children and grandchildren you would like to see grow up appreciating the early heritage of our country. 32 pages \$3.50

### THE HARPSICORD: Design and Construction

Evan J. Kern (AVAILABLE IN JULY)

Now harpsichord enthusiasts and woodworkers have an alternative to buying an extremely expensive, hand-crafted instrument with five years' delivery time, or resorting to an inflexible construction kit. This new guide offers all the information needed to build a beautiful instrument that meets individual specifications for compass, scale and size, and at a moderate price. 144 pages Hardcover \$16.95

# The Woodworker's Journal

A publication especially suited for beginners. Each bi-monthly issue contains plans for seven or eight complete woodworking projects, along with regular features on techniques, making jigs, and workshop income.



## Back Issues

are available from Highland Hardware for \$1.50 each.

**Vol. 1 No. 1 Jan-Feb '77:** Shaker Woodbox, Old-time Toys, Bunching Table, Glass Top Tables, Early American Wall Shelf, 19th Cent. Steeple Clock, Butler's Tray Table, Velvet Lined Treasure Case, Louvered Hamper, Colonial Pipe Box, Picture Framing Primer.

**Vol. 1 No. 2 Mar-Apr '77:** Contemp. Coffee Table, Little Red Wagon, Shaker Bench, Five-Rail Table Lamp, Shaker Wall Cabinet, Picture Frame, 3 Handy Kitchen Items, Bookcase Desk, Butcher's Table, Home-Made Clamp, Practical Bird House.

**Vol. 1 No. 3 May-June '77:** Colonial Plate Rack, 17th Cent. Hutch Table, Adirondack Lawn Chair, Picnic Table, 18th Cent. Blanket Chest, Shaker Candlestand, English Tea Box, Child's Swan Rocker, 3 Projects for Scrap Ends, Small Shaker Table, Toy train, Table Saw Cove Cutting.

**Vol. 1 No. 4 July-Aug '77:** Shaker Drying Rack, Pine Trestle Table, 2 Candle Sconces, Toy Riverboat, 18 Cent. Shelf Clock, 19th Cent. Wall Shelf, Wheelbarrow Planter, Child's Desk & Bench, Cube Table, Parson's Table.

**Vol. 1 No. 5 Sept-Oct '77:** Taper Jig, Counting-house Desk, Dancing Man Folk Toy, Shaker Step-Chest, Duck Decoys, 3 Wall Decorations, Hutch Cupboard, Collector's Pier Cabinet, Box Joint Jig, Picture Frame.

**Vol. 1 No. 6 Nov-Dec '77:** Firewood Box, Valet Stand, Miniature Victorian Sleigh, 6 Holiday Gifts to Make, Wine Rack, Pencil-Post Bed, Shaker Settee, Shaving System, Swinging Cradle, Ox Yoke.

**Vol. 2 No. 1 Jan-Feb '78:** Edge Sander, Colonial Dry Sink, Gossip Bench, Bookcase Night Table, Shaker Portable Chest, Victorian Washstand & Mirror, Vanity Mirror, Rustic Wall Plaque, Aquarium Stand.

**Vol. 2 No. 2 Mar-Apr '78:** Apothecary Chest, Cutting Cabriole Legs, Pine Chair, Colonial Wall Shelf, 3 Lath Projects, Balancing Toy, Shaker Set of Steps, Walnut Serving Tray, Queen Anne Stool.

**Vol. 2 No. 3 May-June '78:** Shaker Lantern Table Lamp, Aeolian Harp, Two Cutting Boards, Pine Trestle Desk, Early American Bookcase, Novelty Windspeed Indicator, Notes on a Louis XV Table, Nursery Mobile, Round Tapering Jig, Tudor Birdhouse.

**Vol. 2 No. 4 July-Aug '78:** Hobby Horse, Magazine Rack, Pipe Cabinet, Two Pine Projects, 18th Cent. Water Bench, Octagonal Wall Clock, Boomerangs, Bowl-Making Jig, Giant Shop Compass.

**Vol. 2 No. 5 Sept-Oct '78:** Pine Wall Shelf, Nail Box Table Lamp, Doll Cradle, Contemp. Candle Lantern, Plant Stand, Shaker Wool Wheel Part I, Contemp. Table, Veneered Puzzle, Easy Picture Frames, Pine Gun Cabinet, Home-built Planer for Radial Saw.

**Vol. 2 No. 6 Nov-Dec '78:** Stereo End Table, Contemp. Lamp, Six Holiday Gifts to make, Shaker Wool Wheel Part II, Chopping Block Table, Improved Table Saw Tapering Jig, 18th Cent. Half-Round Table, Bird Feeder.

**Vol. 3 No. 1 Jan-Feb '79:** 18th Cent. Settle, Tenon Jigs, Pine Lap Desk, Contemp. Coffee Table, Roll-Top Desk Part I, Contemp. End Table, Plant Stand, Walnut Serving Tray, Curio Table, Candle Box, Wall Box, Tumbling Toby Toy, Colonial Spoon Rack.

**Vol. 3 No. 2 Mar-Apr '79:** Wood Weathervanes, Cranberry Scoop Magazine Rack, Roll-Top Desk Part II, Table Saw Jigs, Music Stand, Corner Shelves, Pine Blanket Chest, Shaker Style Bed, Magic Money Printer (Toy), Pecking Bird Toy.

**Vol. 3, No. 3 May-June '79:** Cherry Dressing Mirror, Medicine Cabinet, Patio Settee, Pine Dry Sink, Spanish Chest, Fishing Rod Rack, Small Utility Table, Hidden Maze Toy, Child's Wall Rack.

**Vol. 3 No. 4 July-Aug '79:** Sofa Table, Tea Cart, Candle Sconce, 2 Whirling Projects, Cabinetmaker's Table Lamp, Country Cupboard, Table Saw Multi-Fence, 2 Pull Toys, Inlaid Spool Chest.

**Vol. 3 No. 5 Sept-Oct '79:** Shaker Table, Contemporary Tier Table, Porch Swing, Traditional Wall Clock, Wall Cabinet, Record and Tape Cabinet, Steam Bending, Bandsaw Resawing Jig, Home-Built Fence for Table and Bandsaws, Clam Digger's Basket, Crocodile Pull Toy, Galleried Wall Shelf.

**Vol. 3 No. 6 Nov-Dec '79:** Clothes Tree, Pine Floor Lamp, Harvest Table, 5 Holiday Gifts, 19th Cent. Washstand, Table Saw Round Tapering Jig, Quilting Frame, Tot's Tricycle, Swedish Door Harp.

**HIGHLAND HARDWARE'S**  
Full-Size Plans for  
Making Fine Furniture  
by **Furniture Designs**

ORDER BY NUMBER PHONE OR MAIL

**(404) 872-4466**

**#149 GOSDEN ROCKER \$8.00**

In response to a number of requests, we now offer a plan for a splendid Gosden Rocker. This most popular chair is an ideal project for the hobbyist. It has been simplified somewhat so that the craftsman need not be stopped by next-to-impossible techniques. The boring angles are clearly shown and the plan also includes the stencil pattern for a decorated top back rail. The chair is 41" high.





**#148 TREESTLE BENCH \$5.00**

Designed to match and go with the #147 Treestle Dining Table, this 15" x 60" bench is similar in construction. It is an attractive piece on its own and makes a useful accent in hall or family room. Easy to build, it is 18" high.




**#120 CRADLE \$5.00**

This piece is fashioned after an 18th Century pine cradle. The hooded top with its gracefully scrolled facts is particularly interesting. The cut-out heart motif in the footboard adds to the quaintness of the design. All joints are hand-jointed as in the original. High not serving its intended purpose, the cradle can be used to store magazines or wood for the fireplace. Size: 30" long x 21-1/4" high.



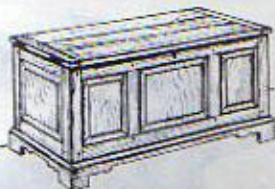
**#124 DRY SINK \$7.00**

The Dry Sink shown here is of humble origin. Today it has become an important accessory in the Early American decorating scheme. Because of its ample storage space, it can be used as a bar or server as well as a planter. The full-size plan of this 18" x 36" x 34-3/8" high design is one of our most popular.



**#126 PINE CHAIR TABLE \$7.00**

An attractive accent piece that is a joy to make. This reproduction of a Colonial chair can be made in pine and has a 40" diameter back that flips down to become a handy game table or dining table 29-1/2" high. Useful storage space is provided under the hinged seat. This practical design will become a welcome addition to your all-purpose living or family room.




**#162 BLANKET CHEST \$6.00**

A beautifully styled chest in our Early American styling. It features raised panels on three sides and a simple scrolled base. A most useful piece of furniture for storing linens, blankets, games or any number of things. If desired, it can be lined with aromatic red cedar or cedar flake-board. Size: 21" x 44" x 21-1/4" high.

**#130 CORNER CUPBOARD \$9.00**

This quaint 18th Century Corner Cupboard, 32" wide x 30" high is excellent for the display of pewter, glass or china. The authentic H-shops and bar latch with strike on the easy-to-mount tongue-and-groove door enhance the early styling. The scrolled shelves and stiles add decorative interest to the upper section.

Plans include full-size patterns, exploded assembly diagram, and bill of materials.



**#147 TREESTLE DINING TABLE \$7.00**


Add this beautiful 35" x 72" table with the urn-shaped and boards to your Early American collection. The scrolled stretcher locks the table together with keyed tenons. The full-size plan allows patterns to be traced directly on the wood. Use this table with the #148 Treestle Bench or #103 Side Chair.

# Makita

Never before have we had such a tremendous response to a line of power tools. Builders, cabinetmakers, amateurs and professionals have agreed that MAKITA POWER TOOLS offer the most for the money in an industrial-grade hand power tool.

The planers listed below are ideal not only for small furniture makers and cabinetshops, but for individual woodworkers with basement shops as well.

Innovative design and heavy duty construction backed up by fast local service have made Makita Power Tools our fastest growing line.



FOB ATLANTA **\$1480**

LIST PRICE \$1680.

## MODEL 2030 12" Planer-Jointer

- Compact design, easily transported
- 2HP, single phase, 115V motor included
- 12" width, 6 1/4" depth planer & 6 1/4" Jointer
- Unit fully assembled with motor, ready to run.

### STANDARD EQUIPMENT

Blades, blade gauge, sharpening holder, spanner, wrench.

### SPECIFICATIONS:

AMPS (115V)	13
SPEED	7000 R.P.M.
DIMENSION (WxHxL)	27 1/2" x 28 1/4" x 59"
NET WEIGHT	275 lbs.

### PLANER

MAX. CUTTING WIDTH	12"
MAX. THICKNESS	1/4" - 6 1/4"
FEED RATE	28 ft./min.
NO. OF KNIFE	2
TABLE DIMENSION (WxL)	11 1/4" x 23 1/4"

### JOINTER

MAX. CUTTING WIDTH	6 1/4"
MAX. CUTTING DEPTH	1/4"
NO. OF KNIFE	2
TABLE DIMENSION (WxL)	6 1/4" x 59"



FOB  
ATLANTA

**\$1280**  
LIST PRICE \$1480.

## MODEL 2040 15" Planer

- Units fully assembled with motor
- Compact design, easily transported
- 2HP, single phase, 115V motor included
- 15 1/2" width, 7 3/4" deep planer

### STANDARD EQUIPMENT

Blades, socket wrench, wooden leveler.

### SPECIFICATIONS:

AMPS (115V)	13
SPEED	6500 R.P.M.
DIMENSION (WxHxL)	22 1/2" x 28 1/4" x 40 1/4"
NET WEIGHT	254 lbs.

### PLANER

MAX. CUTTING WIDTH	15 1/2"
MAX. THICKNESS	1/4" - 7 3/4"
FEED RATE	29.5 ft./min.
NO. OF KNIFE	2
TABLE DIMENSION (WxL)	15 1/2" x 23 1/4"

**HIGHLAND HARDWARE, INC.**

1034 N. HIGHLAND AVE. N.E.

ATLANTA, GA 30306

(404) 872-4466

ORDER FORM

No

Ordered By:

SHIP TO:

Name

Address

City

State

Zip

Name

Address

City

State

Zip

Customer's

Phone Number: ( )

PLEASE

PRINT

CLEARLY

DATE

QUANTITY

DESCRIPTION

PRICE

AMOUNT

1

2

3

4

5

6

7

8

9

10

Sub Total

Payment must accompany order. We do not ship COD.

PAID BY

☐ Check☐ money order☐ Visa☐ Master Charge

Bank No.

Card

Number

Expiration

Date

Signature

Add 5% Shipping  
and Handling \*GA. residents  
add sales tax

TOTAL

Amount Enclosed

\$

## NOTE:

- Most orders are shipped prepaid via UPS.  
 \* 5% Shipping and Handling Charge (minimum \$1.00)  
 will be added to the cost of merchandise  
 ordered by phone or mail, except items exceeding  
 weight and size restrictions of UPS, such as  
 stationary tools and workbenches, which will be  
 shipped via truck freight collect.

INSTANT PHONE ORDERING available for  
 Mastercharge and VISA users only.

Please sign up my friend listed below  
 for a free subscription to WOODMAN:

Name

Address

City State Zip

# SPECIALS !

**CORDLESS DRILL  $\frac{3}{8}$ " REV.**  
MODEL 6010DW (WITH CHARGER)

**CORDLESS GRINDER 4"**  
MODEL 9500DW (WITH CHARGER)

**CORDLESS SAW  $\frac{3}{4}$ "**  
MODEL 5080DW (WITH CHARGER)

ALL THREE MODELS INCLUDE 1 HOUR FAST CHARGE, REMOVABLE BATTERY & CHARGER.

- Clip-on chuck key.
- Comfortable non-slip grip.

**SPECIFICATIONS:**  
RPM 600  
BATTERY 7.2V  
OVERALL LENGTH 9"  
NET WT. 2.4 lbs.



- Compact lightweight one hand grinding.
- Light grinding or sanding on any surface.
- Ideal for sharpening blades.

**SPECIFICATIONS:**  
RPM 5500  
BATTERY 7.2V  
OVERALL LENGTH 9"  
NET WT. 2.2 lbs.



- Compact, lightweight most handy saw.
- Great for cabinet, shelving, fencing and hobbies, etc.

**SPECIFICATIONS:**  
RPM 1,000  
BATTERY 9.6V  
MAX. CUTTING DEPTH  $\frac{3}{4}$ "  
NET WT. 3.3 lbs.



List Price \$108.00

**89.00**

*A real workhorse!*

List Price \$108.00

**89.00**

*Powerful portable Grinder*

List Price \$128.00

**109.**

*Available May 1980*

**SPECIAL OFFER!**  
*ENDS MAY 31*



blade is extra on 2400B & 2401B

## CONTRACTORS MITER SAW

**MODEL 2401B**  
10" Miter Saw

HEAVY DUTY

☒ **DOUBLE INSULATED**

- Identical to Model 2400B but with smaller table and will not accept vice or holder assemblies.
  - Has positive stops at 90° and 45° right and left.
- STANDARD EQUIPMENT  
Wrench

List Price \$258.00

SPECIAL PRICE through May 31, 1980

**\$198.00**

**BE OUR GUEST TO TRY WHAT WILL BECOME YOUR FAVORITE LITTLE SANDER...**

- COMPACT INDUSTRIAL DUTY
- POWERFUL 1.8 Amps 2.4 Lbs.
- SANDS FLUSH INTO CORNERS
- ACCEPTS QUARTER SHEET OF STANDARD SIZE SAND PAPER

LIST PRICE \$59.00

**\$44.00**

**FOR A LIMITED TIME...**



B04510

**Makita**

**\$99**

list price \$118.00

**\$198**

list price \$228.00

**\$298**

list price \$360

**MODEL 1900B****3 1/4" Planer****DOUBLE INSULATED**

- Most handy type for spot work.
- Weighs only 5.5 lbs.
- All ball bearing construction.

**STANDARD EQUIPMENT**

Blade gauge, screwdriver, sharpening holder, socket wrench, guide rule, blades.

**MODEL 1100****3 1/4" Planer****HEAVY DUTY****DOUBLE INSULATED**

- Ideal for surface, edge and bevel planing
- Optional bevel guide permits 0° - 45° adjustment
- Easy depth adjustment
- All ball bearing construction.

**STANDARD EQUIPMENT**

Steel carrying case, blade gauge, screwdriver, sharpening holder, socket wrench, guide rule, blades.

**MODEL 1805B****6 1/4" Planer WITH CASE****HEAVY DUTY****DOUBLE INSULATED**

- World's widest cut, World's biggest planer.
- Bevel planing 0° - 45° with large guide rule.
- Ideal for stationary planing with optional stand.

**STANDARD EQUIPMENT**

Guide rule, wooden carrying case, sharpening holder, blade gauge, wrench, screwdriver, blades.



Model 1805B with optional planer stand.

Planers above mounted on appropriate stand do the work of a small jointer.

FOR PLANER	STAND COSTS
1900B	\$24.00
1100	\$29.00
1805B	\$34.00

**MODEL 2004****5 1/4" Planer-Jointer**

- Ideal for cabinet shops and hobby minded home owners
- Factory assembled, ready to run.
- Compact & light weight, easily transported.
- 1 1/2 HP, single phase, 115V motor included.
- 5 1/4" Planer & 5 1/4" Jointer.

**STANDARD EQUIPMENT**

Blades, socket wrench, sharpening holder, leveler

**SPECIFICATIONS:**

AMPS (115V)	10.5
SPEED	8500 RPM
DIMENSION (WxDxL)	16 1/4" x 23 1/2" x 31 1/2"
NET WEIGHT	92.6 lbs.

**PLANER**

MAX. CUTTING WIDTH	5 1/4"
MAX. THICKNESS	1/4" - 5"
FEED RATE	31.8 ft/min.
NO. OF KNIFE	2
TABLE DIMENSION (WxD)	4 3/4" x 15 3/4"

**JOINTER**

MAX. CUTTING WIDTH	5 1/4"
MAX. CUTTING DEPTH	1/8"
NO. OF KNIFE	2
TABLE DIMENSION (WxD)	4 3/4" x 31 1/4"

AUTO FEED  
THICKNESSER**\$680**list price  
\$840.00



## MODEL 2710 10" Table Saw

- Tilting arbor for bevel and miter cutting.
- See through blade guard with anti-kick back attachment.
- Easy handle control to raise or lower saw blade.
- Large 43 1/2" x 29 1/2" table.
- Miter gauge for accurate miter cuts.
- Weighs only 72 lbs.

### STANDARD EQUIPMENT

Miter gauge, ruler assembly, combination blade, wrench, Spanners.

### SPECIFICATIONS:

Blade size  
Maximum cutting depth 90°  
Maximum cutting depth 45°  
Table dimension (WxL)  
Overall Dimension (WxLxH)  
Net weight

10" diameter, 1/4" arbor  
3 1/2"  
2 1/4"  
43 1/2" x 29 1/2"  
43 1/2" x 29 1/2" x 33 1/2"  
72 lbs.

Because it looks so light and has such skinny legs, we nicknamed this saw the "Makito Mosquito" the first time we saw it. It took a while before we ever tried one out.

When we did, we discovered that Makita has designed an excellent powerful machine for the builder, contractor, or carpenter to take to the job, move from place to place, and store and haul in a pick-up truck or station wagon. The folding legs actually provide a sturdy support for the table with its tilting arbor and powerful 2 HP motor, and its low profile and consequent low center of gravity give it all around stability.

A rip fence with well-machined fittings tracks along the front table bar and locks securely at front and back with one movement of a lever, providing quick set-up for accurate ripping. IS THE MAKITA THE RIGHT SAW FOR YOU? In our opinion, only if you need one to move from job to job, in which case the Makita Mosquito cannot be beat at any price.

## 10" TABLE SAW

SPECIAL  
INTRODUCTORY  
PRICE

# \$480.

EFFECTIVE THRU 6-30-80

List Price \$680.00

## Miter Saws

### MODEL 2400B 10" Miter Saw ☐ DOUBLE INSULATED

- Ideal for cutting wood, plastic & aluminum
- Clean miter cuts up to 45° right or left.
- Equipped with electric brake for instant stop
- Has safety lock to help prevent accidental
- Cuts cleanly with dust bag
- Cuts 4 1/2" wide at 90° — 3 1/2" wide at 45°

#### STANDARD EQUIPMENT:

Dust bag, wrench.

# \$258.00

LIST PRICE 289.00

### MODEL LS1400 14" Miter Saw ☐ DOUBLE INSULATED

- 14" version of 2400B
- Cuts 5 1/2" at 90°
- 4 1/2" at 45°
- Has safety-lock to help prevent accid
- Cuts cleanly with dust bag

#### STANDARD EQUIPMENT

Combination blade, dust bag, wrench

# \$398.00

LIST PRICE 448.00



Vice and holder assemblies are optional.

PANEL  
SAW



**\$89**

list price \$108

### MODEL 4200N

4 3/8" Circular Saw

☒ DOUBLE INSULATED


HEAVY DUTY

- Blade is on left side, weighs less than 6 lbs.
- All the speed (11000RPM) you need to rip through wood, plys, aluminum or plastics.
- Smooth bevel cut and depth control
- Cuts 1 1/4" at 90°, 1 1/2" at 45°

#### STANDARD EQUIPMENT

Combination blade, guide rule, wrenches

BUILDER'S  
SAW



**\$99**

list  
price  
\$118

### MODEL 5007B

7 1/4" Circular Saw


☒ DOUBLE INSULATED

SUPER DUTY

- One of the most powerful saw in the market.
- Super duty 13AMP motor with AC/DC switch.
- Shaft lock for easy blade change.
- Cuts 2 3/4" at 90°, 1 1/2" at 45°.

#### STANDARD EQUIPMENT

Combination blade, wrench.



**\$298**

GRAND  
DADDY  
OF  
CIRCULAR  
SAWS!

### MODEL 5402A

16" Circular Saw

WITH ELECTRIC BRAKE  
SUPER DUTY

- Automatic electric brake stops saw blade in seconds for your safety
- Has same features as model 5402 plus electric brake

#### STANDARD EQUIPMENT

Combination blade, guide rule, wrench

list price \$338



4300BV

**\$124**

list price \$146

### MODEL 4300BV

Variable-Speed Jig Saw

☒ DOUBLE INSULATED

SUPER DUTY

- Super duty motor & full 1" stroke length
- Variable speed switch with lock at desired speed
- Bevel cutting up to 45° right or left
- Built-in saw dust blower
- Universal blade clamp is standard equipped

#### STANDARD EQUIPMENT

6 blades, universal blade clamp, hex wrench.



**\$99**

list price \$119

### MODEL JR3000

Two Speed Recipro Saw

☒ DOUBLE INSULATED

HEAVY DUTY

- Powerful 2-speed reciprocating saw
- Full 1 3/16" stroke for fast cutting
- Ideal speed for wood or metal

#### STANDARD EQUIPMENT

3 blades, hex wrench, rugged steel carrying case.

# Routers



**\$134**  
list price \$158

guide is optional

Fitted with one of the Makita routers pictured here, the extra large sturdy stand at right does the work of a SHAPER. Highly Portable.

## MODEL 3601B 1 1/4 H.P. Router

HEAVY DUTY

### DOUBLE INSULATED

- D-handle design for continuous operation.
- Calibrated depth gauge for accurate adjustment of routing depth.
- Accepts 1/8", 3/16", & 1/4" shank bits.

STANDARD EQUIPMENT  
3/8" & 1/4" collets, wrenches

### OPTIONAL:

STRAIGHT GUIDE \$5.90  
TRIMMER GUIDE 9.80



**\$198**  
list price \$248

Guide holder & Guides are optional.

## MODEL 3600B 2 3/4 H.P. Router

SUPER DUTY

### DOUBLE INSULATED

- Motor plunges up to 2 1/4" and is optionally fixed
- Super duty motor with quality ball bearings
- Quick change of cutting depth between 0-1/4"
- Accepts 1/8", 3/16" & 1/4" shank bit
- All ball bearing construction

STANDARD EQUIPMENT  
3/8" & 1/4" collets, wrenches

### OPTIONAL:

GUIDE HOLDER \$12.00  
TRIMMER GUIDE 3.70  
STRAIGHT GUIDE 2.80



**\$84**  
list price \$98

## MODEL 3700B 1/2 H.P. Trimmer

### DOUBLE INSULATED

- Ideal for chamfering, smoothing, & cutting out patterns.
- Compact, weighs only 3.6 lbs.
- Accepts 1/4" shank bits.

STANDARD EQUIPMENT  
Wrenches

# Drills



**\$72**

list price \$86

## MODEL 6510LVR 3/8" Variable Speed, Reversible ☐ DOUBLE INSULATED

HEAVY DUTY

- Top quality heavy-duty drill for every industry
- 0-1050RPM, 3.3 lbs.
- Welded armature & quality ball bearings
- Double reduction gear design
- Industrial geared chuck, with exclusive clip on chuck key
- Hip clip on top attaches to belt, holster, etc.



**\$99**

list price \$118

6013BR

## MODEL 6013BR 1/2" Reversible ☐ DOUBLE INSULATED

HEAVY DUTY

- 550RPM, 6.2 lbs.
- Rocker switch for one hand rotation change
- Ball & needle bearing construction
- Chuck key is conveniently stored in tool housing when not in use.
- Angle drilling is possible with optional angle head.

WELL-BUILT  
DRILL STAND  
DOES WORK OF  
SMALL DRILL PRESS

STAND ONLY, \$34

DRILL STAND

FITS  
6013 BR  
DP4700 +  
OTHERS

No.  
122190



**\$89**

list price \$104

DP4700

## MODEL DP4700 1/2" Variable Speed, Reversible ☐ DOUBLE INSULATED

HEAVY DUTY

- 0-550RPM 4.4 lbs.
- Ball & needle bearing construction
- Light weight, excellent speed control
- Hip-clip on top attaches to belt, holster, etc.
- Easy to handle pistol grip

STANDARD EQUIPMENT  
Side handle



**\$99**

list price \$119

6802B

## MODEL 6802B TEKS Driver Reversible ☐ DOUBLE INSULATED

HEAVY DUTY

- 2500 RPM
- Powerful motor for continuous rugged use
- Positive clutch, easy depth control

STANDARD EQUIPMENT  
Magnetic socket

## MODEL 6800DBV 0-2500RPM, Reversible

**\$99**

list price \$115

DRYWALL SCREWGUN

★  
LOW  
PRICE

★ SPECIAL thru  
5-31-80



★  
\$79

list price  
\$108

★ **MODEL 9045B**  
**Finishing Sander**  
☐ **DOUBLE INSULATED**

HEAVY DUTY

- Heavy duty 4 AMP motor and 10,000 RPM for fast smooth stock removal.
  - Perfect for flash sanding.
  - Vibration-free sanding.
  - Easy replacement of belt by lever control.
  - Can use 4 1/2" x 11" standard sand paper
- STANDARD EQUIPMENT**  
1 Abrasive paper



\$99

list price  
\$115

**MODEL 9045N**  
**Finishing Sander**  
☐ **DOUBLE INSULATED**

HEAVY DUTY

- Same as 9045B but dustless.
  - Sands clean with high efficiency dust collector
- STANDARD EQUIPMENT**  
1 abrasive paper, dust bag.

**BABY BELT SANDER**



\$99

list price  
\$120

**MODEL 9030**

1 1/2" x 21"

☐ **DOUBLE INSULATED**

- Sands or files all sorts of surfaces at any angle
  - Ideal for finishing molds, car bodies, stone products and removing burrs from castings
  - E-Z to handle with removable side grip
- STANDARD EQUIPMENT**  
10 abrasive belts (2 each of five different grits)



\$119

list price \$139

**MODEL 9900B**

3" x 21"

☐ **DOUBLE INSULATED**

HEAVY DUTY

- Sands cleanly with highly efficient dust collector.
  - Easy work of small articles by putting sander upside down.
  - Lever control to replace belts.
- STANDARD EQUIPMENT**  
1 abrasive belt, dust bag.



\$144

list price \$168

**MODEL 9924DB**

3" x 24"

☐ **DOUBLE INSULATED**

HEAVY DUTY

- Identical to model 9924B, but with highly efficient dust collector
- STANDARD EQUIPMENT**  
Dust bag



\$188

list price  
\$218

**MODEL 9401**

4" x 24"

☐ **DOUBLE INSULATED**

HEAVY DUTY

- Perfect for flush-along-side sanding
  - Sands cleanly with highly efficient dust collector
  - Low center of gravity design for easier handling
  - Lever control to replace belts.
- STANDARD EQUIPMENT**  
1 abrasive belt, dust bag.

POWERHOUSE!



\$79

THRU 6-30-80

list price \$108

**MODEL 9501BKIT  
4" SANDER-GRINDER KIT**

**9501B KIT  
SPECIAL INCLUDES**



**AS Standard Equipment**

9501B, Grinding Wheel, Wheel Guard,  
Flange, Sanding Disc, Rubber Pad,  
Lock Nuts, Wrenches.

31

\$50

list price  
\$60



**MODEL GV6000  
6" Disc Sander**

**DOUBLE INSULATED**

- Super light weight for easy one hand operation
- Ideal for paint removal and sanding in small places
- All ball bearing construction
- Can use 5" sanding discs.

**STANDARD EQUIPMENT**

1 sanding disc paper, grip.

\$79

list price \$94



**MODEL 4014B  
Blower**

**DOUBLE INSULATED**

- For blowing & suction cleaning with a dust bag.
- Compact design, weighs 4.8 lbs.

**STANDARD EQUIPMENT**

Dust bag, nozzle.

\$144

list price  
\$162



**MODEL 9300  
5" Bench Grinder**

- All ball bearings construction gives dependable vibration-free performance.
- Machine is completely enclosed to keep out abrasive dust
- Accessories furnished permit various grinding jobs.

**STANDARD EQUIPMENT**

Blade holder, saw blade sharpening kit, cutter gauge set, offset wrench.

*in retrospect a good big chainsaw*  
*in this case.*  
*The 9300 came to the US 1 year later. It's pretty professional.*  
**A professional machine for grinding saw blades, jointer and planer knives. Furnished complete with accessories pictured.**



**MODEL  
9300**

# Makita

**LIMITED GUARANTEE:**

Every Makita tool is thoroughly inspected and tested before leaving the factory. It is guaranteed against defective workmanship and materials. Should any trouble develop, return the COMPLETE tool product to Makita or point of purchase. If inspection shows trouble is caused by defective workmanship or material, all repairs will be made without charge. The guarantee does not apply where repairs have been made or attempted by others, repairs are due to normal wear, the tool has been abused or is an accident, misuse or product caused by overloading the tool beyond its capacity, use of the tool after partial failure or use with improper accessories.

The heart of every power tool is its motor. And each motor of the Makita line is backed up by more than sixty-five years of time-tested experience in motor design and manufacture. It is this long track record in motor technology which helps to explain Makita's excellent reputation in the world of professional power tools since it entered the field in 1950.

But Makita products incorporate other fine features, too. Each is provided with the most sophisticated, field-tested tool technology available today. Each is manufactured on one of the world's latest, best-equipped lines and subjected to the closest quality testing before being placed on the market. Each product is built from the ground up with the finest materials and workmanship. Then delivered—with Makita's famous single-source responsibility for sales and service anywhere in the world. Makita's main manufacturing and modern plant in Anjo City, Japan, opens—Makita easily has one of the largest, most modern and fully equipped factory facilities in the world. The new plant at Channahon, Illinois, also is virtually a showcase for state-of-the-art equipment and on-line technology. And each employee receives careful training that is geared to the production job he or she will handle.



# CALENDAR

Highland Hardware  
Atlanta, Georgia

- May 10 & 11 INCA TOOLS WEEKEND with Peter Segal. Demos Sat. morning & afternoon and Sun. afternoon.
- Sat. May 17 CARVERS' DAY with the Atlanta Woodcarvers
- Sat. June 14 SEMINAR on Making Your Own  
Sat. June 21 Planes with John Gould 9-4
- Aug. 23-27 WORLD WOODWORKING EXPO '80 at Ga. World Congress Center Atlanta, Georgia

*This is your invitation to:*

## A Live Demonstration of INJECTA INCA Woodworking Machinery

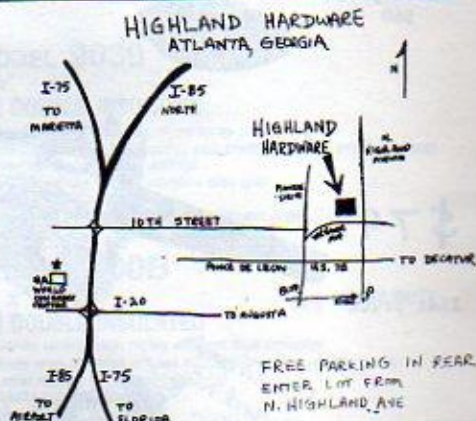
Learn how making fine furniture can be easy and enjoyable with these fine machines.

Wouldn't you like to eliminate those frustrating "mistakes" that waste your valuable shop time and materials? No machines can completely eliminate this problem but INJECTA INCA's built in precision and accuracy can help you keep these incidents to a minimum. Come see how!

Date: May 10 & 11

Place: Highland Hardware  
1034 N. Highland Ave NE  
Atlanta GA 30306 (404) 572-4466  
Call for times and travel directions.

Bring your toughest questions and samples of the wood you work with.



Highland Hardware, Inc.  
1034 N. Highland Ave., NE  
Atlanta, Georgia 30306

RETURN POSTAGE GUARANTEED

BULK RATE  
U.S. POSTAGE  
PAID  
ATLANTA, GA.  
Permit No. 2596